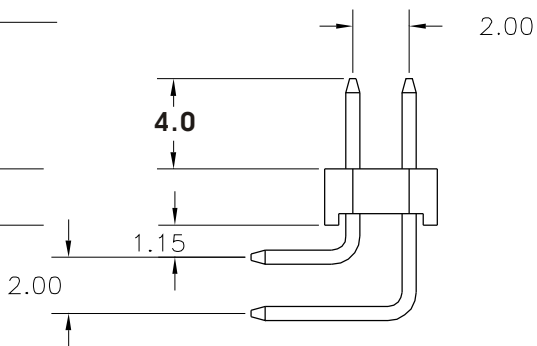
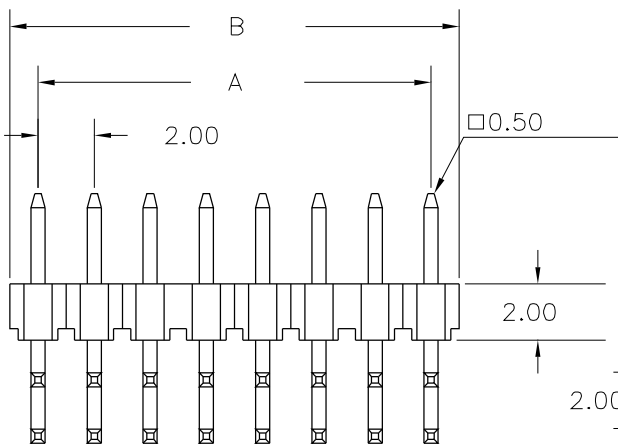
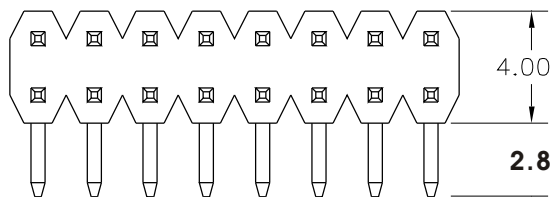


No. of Contacts	DIMENSIONS	
	A	B
4	2.00	4.00
6	4.00	6.00
8	6.00	8.00
10	8.00	10.00
12	10.00	12.00
14	12.00	14.00
16	14.00	16.00
18	16.00	18.00
20	18.00	20.00
22	20.00	22.00
24	22.00	24.00
26	24.00	26.00
28	26.00	28.00
30	28.00	30.00
32	30.00	32.00
34	32.00	34.00
36	34.00	36.00
38	36.00	38.00
40	38.00	40.00
42	40.00	42.00
44	42.00	44.00
46	44.00	46.00
48	46.00	48.00
50	48.00	50.00
52	50.00	52.00
54	52.00	54.00
56	54.00	56.00
58	56.00	58.00
60	58.00	60.00
62	60.00	62.00
64	62.00	64.00
66	64.00	66.00
68	66.00	68.00
70	68.00	70.00
72	70.00	72.00
74	72.00	74.00
76	74.00	76.00
78	76.00	78.00
80	78.00	80.00

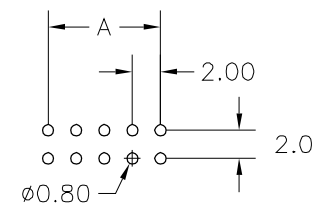


**M-R4028-2Xxx**  
**40:4.0mm 28:28mm DIP CONTACT**

**SPECIFICATIONS**

Current Rating: 1 Amp  
 Insulator resistance: 5000 Megohms min.  
 Dielectric withstanding: AC 500 V  
 Operating Temperature: -40°~+105°C  
 Contact Material: Copper alloy  
 Insulator Material: Polyester,UL 94V-0  
 ©Standard:P.B.T  
 Finish: Tin,Gold or Duplex plated  
 ©Standard: Gold flash all over  
 ©Note: Duplex plating: gold plated on contact area, Tin on solder area

Recommended P.C.Board Hole Layout  
 (P.C.B Tolerance:±0.05)



**MORETHANALL**  
 CONNECTORS  
 ASSEMBLIES

PART NO. **M-R4028-2Xxx**

DWG NO. **M-R4028-2Xxx**

FILE NO.

UNIT / mm

SCALE 1:1

CHECKED BY CY

DRAWING BY

PROJECTION

TOLERANCES ARE

.X ± 0.2  
 .XX ±  
 .XXX ±  
 AWG

DESCRIPTION:

AREA

REVISIONS

HK

DATE

煜倫股份有限公司