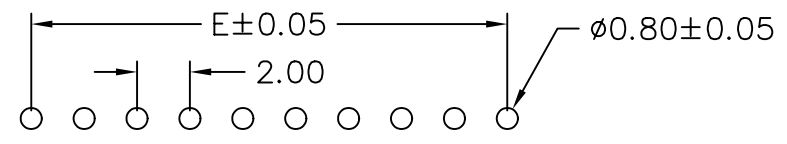
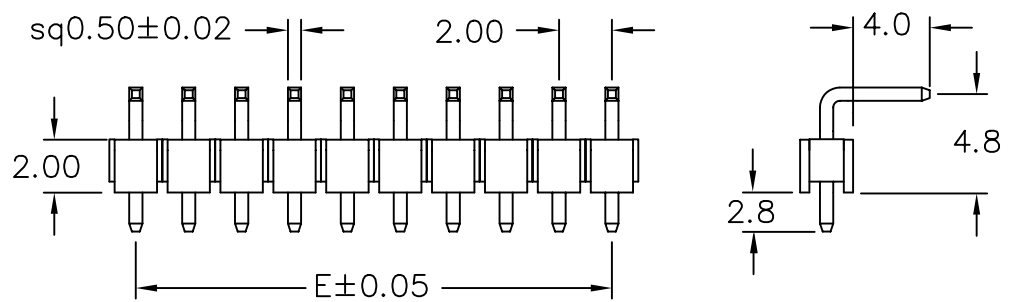
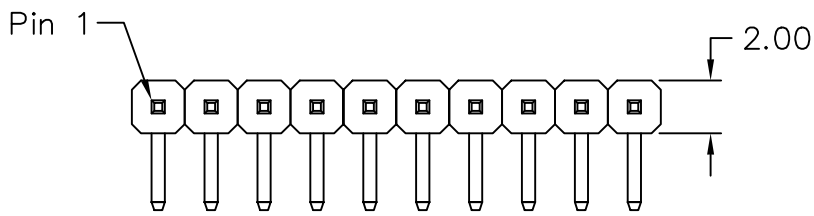


1 2 3 4 5 6 7 8 9 0

J
I
H
G
F
E
D
C
B
A



Recommended P.C.B Layout

MATERIAL

Insulator : 30% Glass fiber PBT
Contact Pin : Brass

SPECIFICATION

Current Rate : 1 AMP
Insulation Resistance : 5000MΩMin. at DC 500V
Contact Resistance : 20mΩMax. at DC 100mA
Dielectric Voltage : AC 500V for one minute
Operation Temperature : -40°C to + 105°C

POLES	DIM E	POLES	DIM E
		21	40.00
2	2.00	22	42.00
3	4.00	23	44.00
4	6.00	24	46.00
5	8.00	25	48.00
6	10.00	26	50.00
7	12.00	27	52.00
8	14.00	28	54.00
9	16.00	29	56.00
10	18.00	30	58.00
11	20.00	31	60.00
12	22.00	32	62.00
13	24.00	33	64.00
14	26.00	34	66.00
15	28.00	35	68.00
16	30.00	36	70.00
17	32.00	37	72.00
18	34.00	38	74.00
19	36.00	39	76.00
20	38.00	40	78.00



PART NO. M-R126-1Xxx

DWG NO. M-R126-1Xxx

APPROVED BY CY

FILE NO.

DRAWING BY

TOLERANCES ARE
.0 =±.30
.00 =±.20
.000 =±.XXX
.0000=±.
ANG.=±3°

DESCRIPTION:

PIN HEADER 2.00*2.00mm
RIGHT ANGLE TYPE, SINGLE ROW

煜倫有限公司

UNIT / mm

SCALE 1:1

PROJECTION

AREA

REVISIONS

HK

DATE