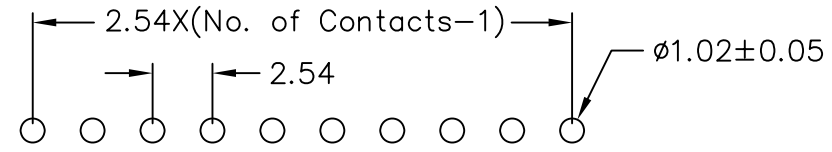
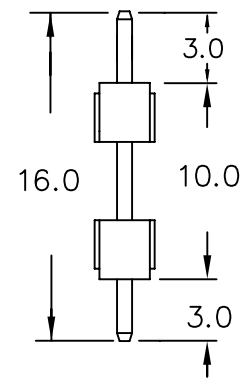
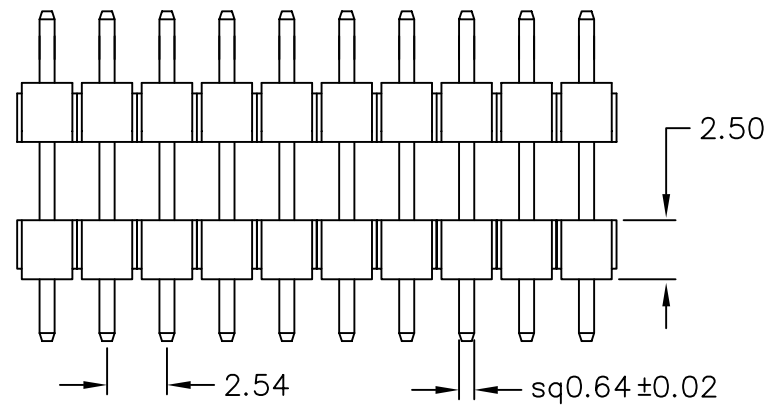
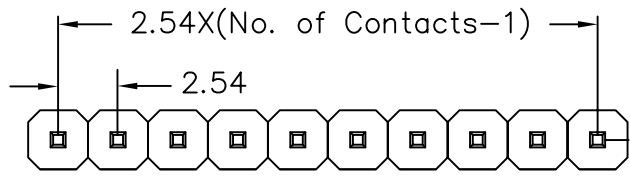


1 2 3 4 5 6 7 8 9 0

J  
I  
H  
G  
F  
E  
D  
C  
B  
A



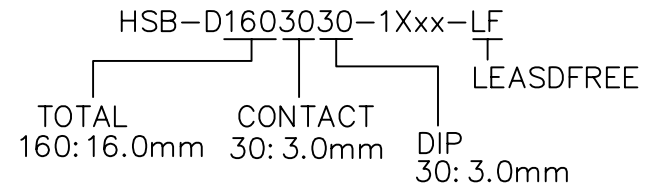
Recommended P.C.B Layout

**MATERIAL**

Insulator : 30% Glass fiber PBT  
Contact Pin : Brass

**SPECIFICATION**

Current Rate : 3 AMP  
Insulation Resistance : 5000M $\Omega$ Min. at DC 500V  
Contact Resistance : 20m $\Omega$ Max. at DC 100mA  
Dielectric Voltage : AC 500V for one minute  
Operation Temperature : -40°C to + 105°C



RoHS Compliant



PART NO. HSB-D1603030-1Xxx

DWG NO. HSB-D1603030-1Xxx

FILE NO.

UNIT / mm

SCALE 1:1

APPROVED BY CY

DRAWING BY

PROJECTION

TOLERANCES ARE  
.X  $\pm$  0.3  
.XX  $\pm$  0.2  
.XXX  
AWG

DESCRIPTION:

PIN HEADER 2.54\*2.54mm  
STRAIGHT STACK

AREA

REVISIONS

HK

DATE

煜倫股份有限公司