

**SPECIFICATIONS**

Rated Current:1.0AMP  
 Contact Resistance:35mΩ Max  
 Withstand Voltage:500V AC/DC  
 Insulation Resistance:500MΩ Min  
 Operation Temperature:-40°C to +105°C

**MATERIAL:**

Contact Material:Phosphor bronze  
 Boardlocks:Brass  
 Insulator Material:LCP Polyester(UL94V-0)  
 Max.Processing Temp: 230°C for 30-60 seconds  
 (260°C for 10 seconds)

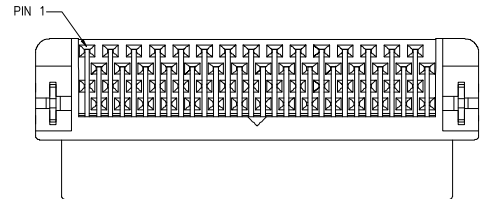
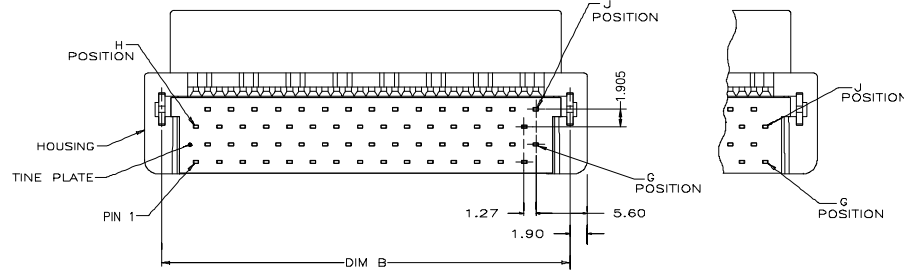
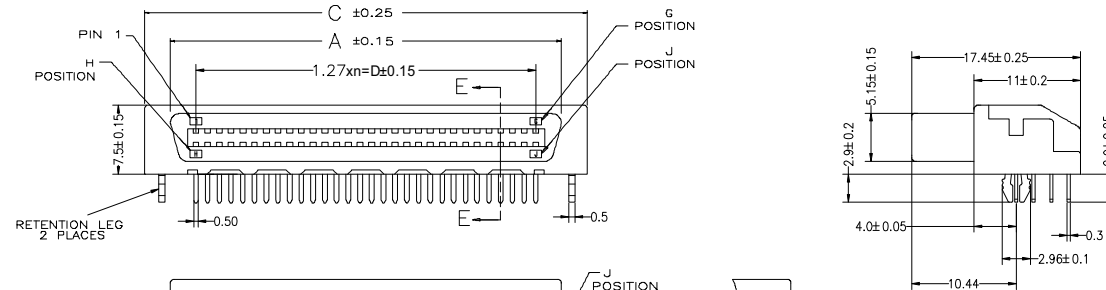
**2. FINISH:**

CONTACTS: (SEE TABLE) GOLD PLATED ON CONTACT AREA,  
 3.81μm MIN. MATTE-TIN ON SOLDER TAIL, OVER  
 1.27mm MIN. NICKEL UNDERPLATED.  
 BOARDLOCKS: 3.81μm MIN. TIN-Cu OVER  
 1.27mm MIN. UNDERPLATED.

3. G, J, AND H INDICATES NUMBER OF POSITION MARKED ON ASSEMBLY.  
 ALSO SEE TABLE.

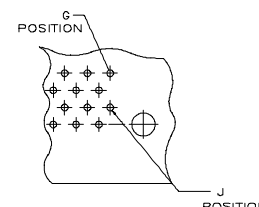
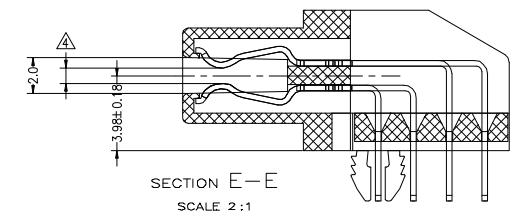
4. CONNECTOR SOLDER TAILS WILL ACCOMMODATE PRINTED CIRCUIT BOARD  
 THICKNESS OF 0.80 TO 1.60

74.93	86.13	82.33	80.47	60	120	61	120
<b>62.23</b>	73.43	69.63	67.77	50	100	51	100
<b>49.53</b>	60.73	56.93	55.07	40	80	41	80
<b>41.91</b>	53.11	49.31	47.45	34	68	35	68
<b>38.83</b>	48.03	44.23	42.37	30	60	31	60
<b>30.48</b>	41.68	37.88	36.02	25	50	26	50
<b>24.13</b>	35.33	31.53	29.67	20	40	21	40
<b>17.78</b>	28.98	25.18	23.32	15	30	16	30
<b>11.43</b>	22.63	18.83	16.97	10	20	11	20
D	C	B	A	G	J	H	POS.

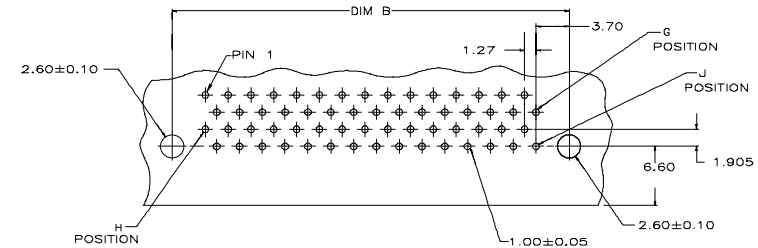


FOR 20,40,60,68,80,100,120 POSITIONS ONLY

FOR 30,50 POSITIONS ONLY



FOR 30,50 POSITIONS ONLY



RECOMMENDED PC BOARD MOUNTING DIMENSIONS COMPONENT SIDE  
 FOR 20,40,60,68,80,100,120 POSITIONS ONLY

**RoHS Compliant**

TOLERANCES ARE

**MORETHANALL**  
 PCB CONNECTORS  
 Cable ASSEMBLIES

DRAWING BY CY  
 CHECKED BY GENIUS  
 UNIT / mm SCALE 1 : 1  
 DATE

X, ±  
 .X ± 0.30  
 .XX ± 0.20  
 .XXX ± 0.10  
 ANG ± 3°

照片框

**ORDER INFORMATION**

HPCP-SRZ-xxx-LF  
 SERIES | | | LEADFREE  
 | | | 020-120 WAY  
 | | | CLIP  
 | | | DIP 90°  
 | | | FEMALE

**煜倫股份有限公司**

www.morethanall.com

SIZE A4 PPROJECTION

DESCRIPTION: