

SPECIFICATIONS

Rated Current:1.0AMP
 Contact Resistance:35mΩ Max
 Withstand Voltage:500V AC/DC
 Insulation Resistance:500MΩ Min
 Operation Temperature:-40°C to +105°C

MATERIAL:

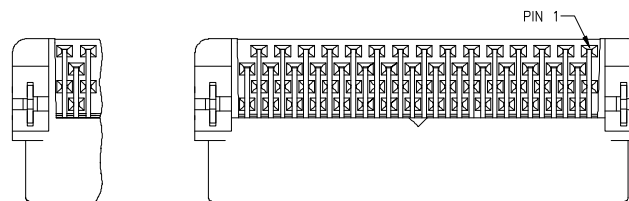
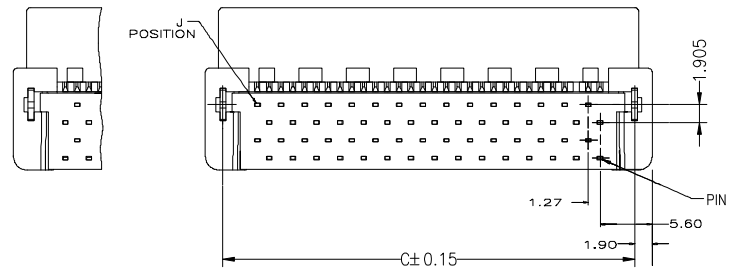
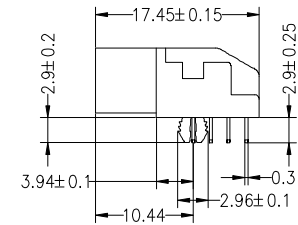
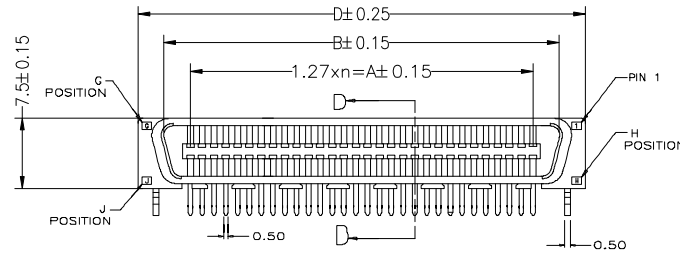
Contact Material:Phosphor bronze
 Boardlocks:Brass
 Insulator Material:LCP Polyester(UL94V-0)
 Max.Processing Temp: 230°C for 30-60 seconds
 (260°C for 10 seconds)

2. FINISH:

CONTACTS: (SEE TABLE) GOLD PLATED ON CONTACT AREA,
 3.81μm MIN. MATTE-TIN ON SOLDER TAIL, OVER
 1.27mm MIN. NICKEL UNDERPLATED.
 BOARDLOCKS: 3.81μm MIN. TIN-Cu OVER
 1.27mm MIN. UNDERPLATED.

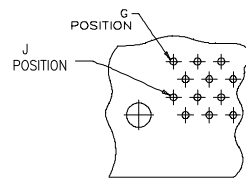
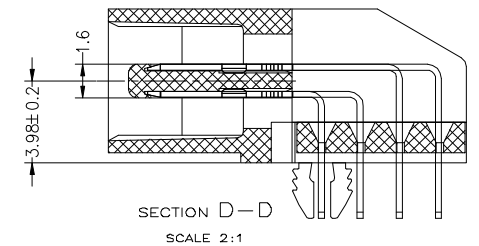
3. G, J, H INDICATE NUMBER OF POSITION MARKED ON ASSEMBLY.

120	74.93	81.01	82.33	86.10	20	120	61
100	62.23	68.31	69.63	73.40	50	100	51
80	49.53	55.61	56.93	60.70	40	80	41
68	41.91	47.99	49.31	53.08	34	68	35
60	36.83	42.91	44.23	48.00	30	60	31
50	30.48	36.56	37.88	41.65	25	50	26
40	24.13	30.21	31.53	35.30	20	40	21
30	17.78	23.86	25.18	28.95	15	30	16
20	11.43	17.51	18.83	22.60	10	20	11
POS	A	B	C	D	G	J	H

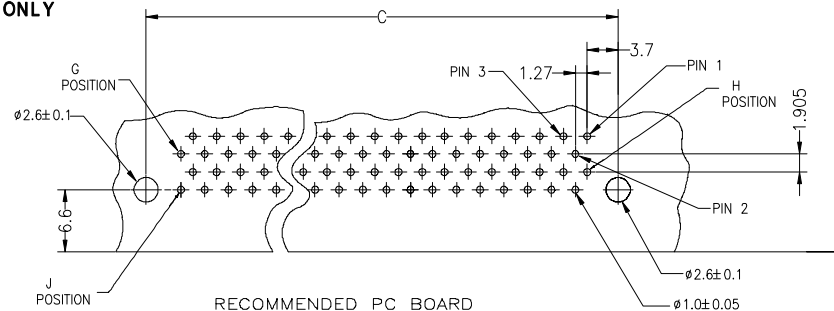


FOR 30,50 POSITIONS ONLY

FOR 20, 40, 60, 68, 80, 100, 120 POSITIONS ONLY



FOR 30,50 POSITIONS ONLY



FOR 20, 40, 60, 68, 80, 100, 120 POSITIONS ONLY



煜倫股份有限公司

www.morethanall.com

RoHS Compliant

DRAWING BY CY

CHECKED BY GENIUS

UNIT / mm SCALE 1 : 1

DATE

SIZE A4

TOLERANCES ARE

X, ±
 .X ± 0.30
 .XX ± 0.20
 .XXX ± 0.10
 ANG ± 3°

P PROJECTION

照片框

ORDER INFORMATION

HPCP-PRZ-xxx-LF

SERIES | | | LEADFREE
 | | | 020-120 WAY
 | | | CLIP
 | | | DIP 90°
 | | | MALE

DESCRIPTION: