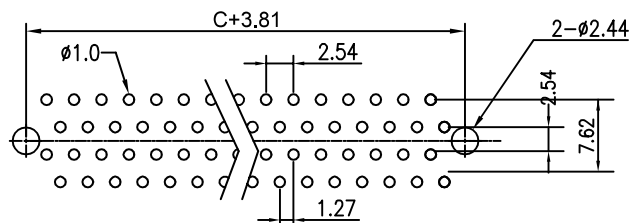
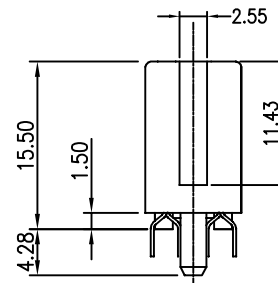
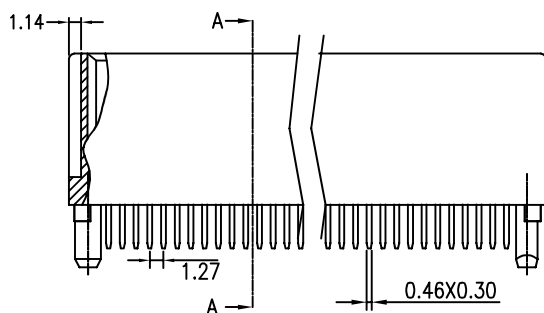


SECTION A-A



RECOMMENDED PCB LAYOUT (TOP VIEW)

MATERIAL

INSULATOR: NY-66 GLASS-REINFORCED THERMOPLASTIC.
 CONTACT: BRASS.
 PLATING: MATING AREA - GOLD FLASH GOLD OVER NICKEL.
 SOLDER AREA - TIN OVER NICKEL.

ELECTRICAL

VOLTAGE RATING: 250 VAC RMS.
 CURRENT RATING: 1 AMP.
 DIELECTRIC WITHSTANDING VOLTAGE: 500 VAC RMS 60Hz
 FOR 1 MINUTE.
 INSULATION RESISTANCE: 1000 MEGOHMS MIN AT 500 VDC.
 CONTACT RESISTANCE: 30 MILLIOHMS MAX.

MECHANICAL

RETENTION FORCE: 460 GRAMS MIN PER CONTACT.
 INSERTION FORCE: 230 GRAMS MAX PER CONTACT PAIR.
 WITHDRAWAL FORCE: 15 GRAMS MIN PER CONTACT PAIR.

ENVIRONMENTAL

TEMPERATURE RANGE: -55°C TO +85°C.

Circuit	Dimension			Circuit	Dimension		
	A	B	C		A	B	C
04	8.64	3.81	1.27	38	30.23	25.40	22.86
06	9.91	5.08	2.54	40	31.50	26.67	24.13
08	11.18	6.35	3.81	42	32.77	27.94	25.40
10	12.45	7.62	5.08	44	34.04	29.21	26.67
12	13.72	8.89	6.35	46	35.31	30.48	27.94
14	14.99	10.16	7.62	48	36.58	31.75	29.21
16	16.26	11.43	8.89	50	37.85	33.02	30.48
18	17.53	12.70	10.16	52	39.12	34.29	31.75
20	18.80	13.97	11.43	54	40.39	35.56	33.02
22	20.07	15.24	12.70	56	41.66	36.83	34.29
24	21.34	16.51	13.97	60	44.20	39.37	36.83
26	22.61	17.78	15.24	80	56.90	52.07	49.53
28	23.88	19.05	16.51	128	87.38	82.55	80.01
30	25.15	20.32	17.78	132	89.92	85.09	82.55
32	26.42	21.59	19.05				
34	27.69	22.86	20.32				
36	28.96	24.13	21.59				

RoHS Compliant

TOLERANCES ARE

MORETHANALL
 PCB CONNECTORS
 Cable ASSEMBLIES

煜倫股份有限公司

www.morethanall.com

DRAWING BY CY

CHECKED BY GENIUS

UNIT/mm

SCALE 1:1

DATE

SIZE A4

10-30 ±0.3

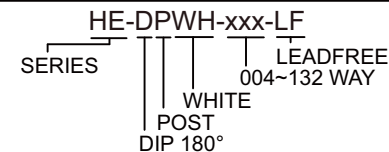
100-300 ±0.5

ANGULAR ±0.5°

PJECTION

照片框

ORDER INFORMATION



DESCRIPTION: 1.27 PITCH CARD EDGE DIP POST