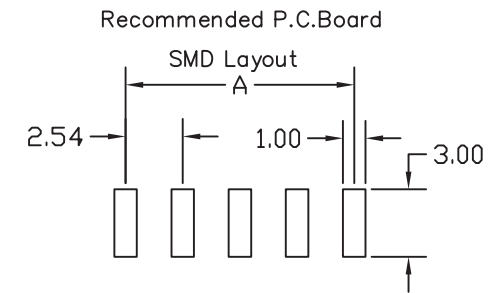
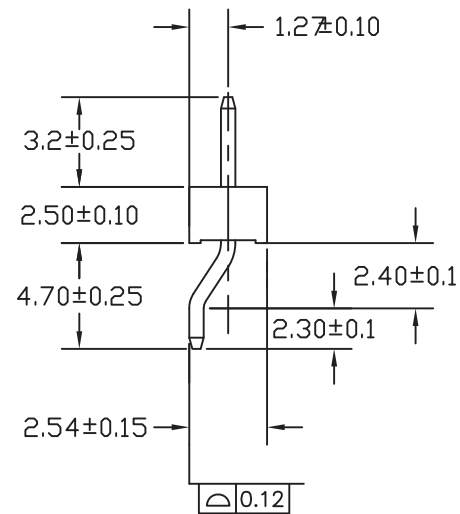
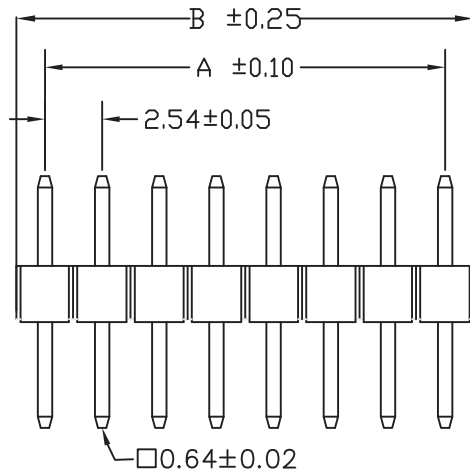
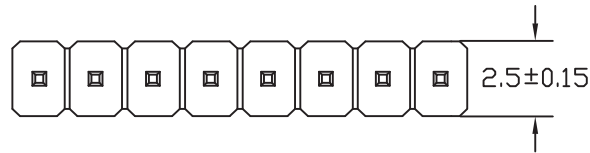


No. of Contacts	DIMENSIONS	
	A	B
3	5.08	7.62
4	7.62	10.16
5	10.16	12.70
6	12.70	15.24
7	15.24	17.78
8	17.78	20.32
9	20.32	22.86
10	22.86	25.40
11	25.40	27.94
12	27.94	30.48
13	30.48	33.02
14	33.02	35.56
15	35.56	38.10
16	38.10	40.64
17	40.64	43.18
18	43.18	45.72
19	45.72	48.26
20	48.26	50.80
21	50.80	53.34
22	53.34	55.88
23	55.88	58.42
24	58.42	60.96
25	60.96	63.50
26	63.50	66.04
27	66.04	68.58
28	68.58	71.12
29	71.12	73.66
30	73.66	76.20
31	76.20	78.74
32	78.74	81.28
33	81.28	83.82
34	83.82	86.36
35	86.36	88.90
36	88.90	91.44
37	91.44	93.98
38	93.98	96.52
39	96.52	99.06
40	99.06	101.60



### SPECIFICATIONS

Current Rating: 3 Amps  
 Insulator resistance: 5000 Megohms Min.  
 Contact resistance: 20 m ohm Max.  
 Dielectric withstanding: AC 500 V  
 Operating Temperature: -40°~+105°C  
 Max Processing Temp: 230° for 30 seconds  
 Contact Material: Copper alloy  
 Insulator Material: High Temperature Thermoplastic, UL 94V-0

Finish: Tin, Gold or Duplex plated  
 © Standard: Duplex plated  
 © Note:  
 Duplex plating: gold plated on contact area,  
 Tin on solder area

RoHS Compliant

TOLERANCES ARE

**MORETHANALL**  
 PCB CONNECTORS  
 Cable ASSEMBLIES

煜倫股份有限公司

www.morethanall.com

DRAWING BY CY

CHECKED BY GENIUS

UNIT / mm SCALE 1 : 1

DATE

SIZE A4

X, ±  
 .X ±  
 .XX ±  
 .XXX ±  
 ANG ±

P PROJECTION

照片框

ORDER INFORMATION

H-WX32-1Xxx-LF  
 SERIES | LEADFREE  
 1X03:03WAY  
 1X40:40WAY  
 CONTACT 3.2mm  
 NON POST  
 90°SMT

DESCRIPTION: