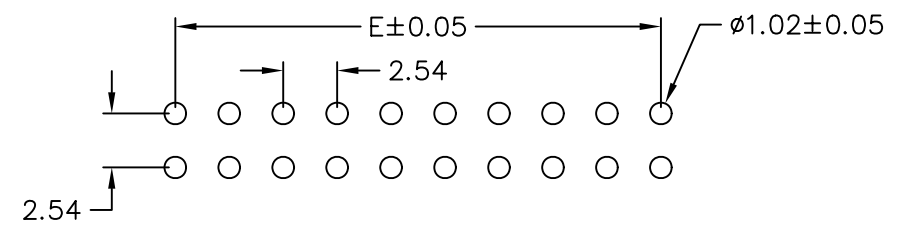
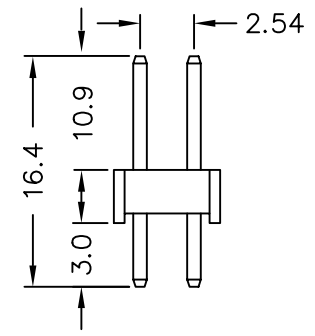
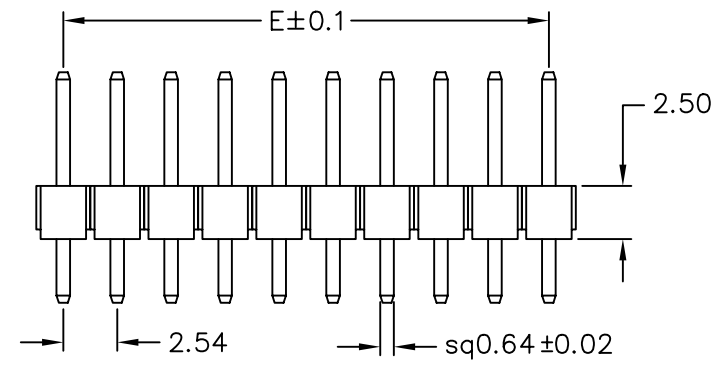
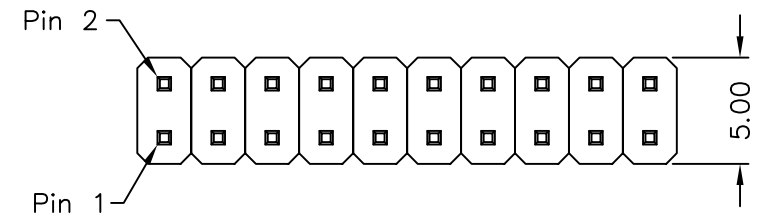


MATERIAL
 Insulator : 30% Glass fiber PBT
 Contact Pin : Brass

SPECIFICATION
 Current Rate : 3 AMP
 Insulation Resistance : 5000MΩMin. at DC 500V
 Contact Resistance : 20mΩMax. at DC 100mA
 Dielectric Voltage : AC 500V for one minute
 Operation Temperature : -40°C to + 105°C

POLES	DIM E	POLES	DIM E
		26	63.50
2	2.54	27	66.04
3	5.08	28	68.58
4	7.62	29	71.12
5	10.16	30	73.66
6	12.70	31	76.20
7	15.24	32	78.74
8	17.78	33	81.28
9	20.32	34	83.82
10	22.86	35	86.36
11	25.40	36	88.90
12	27.94	37	91.44
13	30.48	38	93.98
14	33.02	39	96.52
15	35.56	40	99.06
16	38.10	41	101.60
17	40.64	42	104.14
18	43.18	43	106.68
19	45.72	44	109.22
20	48.26	45	111.76
21	50.80	46	114.30
22	53.34	47	116.84
23	55.88	48	119.38
24	58.42	49	121.92
25	60.96	50	124.46



Recommended P.C.B Layout

H-DxxxS10-2Xxx
 164: 16.4mm S10: SEMIGOLD



PART NO. H-DxxxS10-2Xxx

DWG NO. H-DxxxS10-2Xxx

FILE NO.

APPROVED BY CY

DRAWING BY

TOLERANCES ARE
 X ± 0.3
 .XX ± 0.2
 .XXX
 AWG

DESCRIPTION:

PIN HEADER 2.54*2.54mm
 STRAIGHT TYPE, DUAL ROWS

煜倫股份有限公司

UNIT / mm

SCALE 1:1

PROJECTION

AREA

REVISIONS

HK

DATE