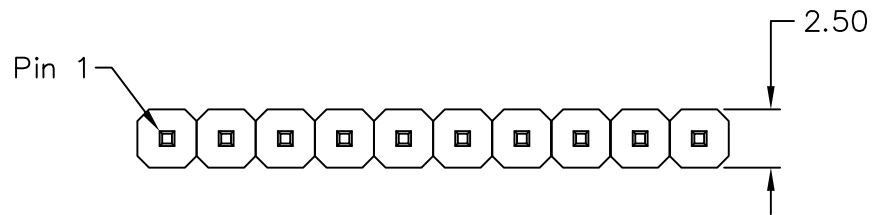


1 2 3 4 5 6 7 8 9 0

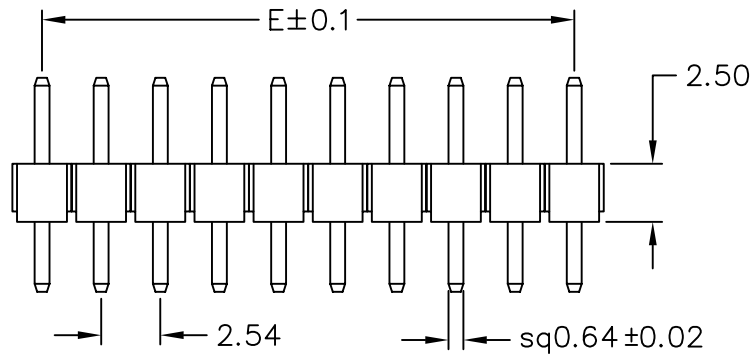


**MATERIAL**

Insulator : 30% Glass fiber PBT  
 Contact Pin : Brass

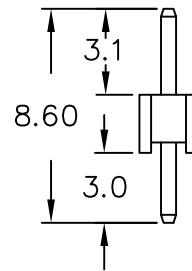
**SPECIFICATION**

Current Rate : 3 AMP  
 Insulation Resistance : 5000MΩMin. at DC 500V  
 Contact Resistance : 20mΩMax. at DC 100mA  
 Dielectric Voltage : AC 500V for one minute  
 Operation Temperature : -40°C to + 105°C

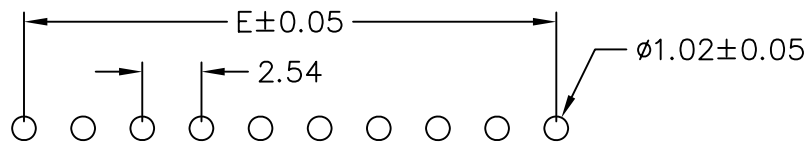


H-D0863130-1Xxx-LF

LEADFREE



POLES	DIM E	POLES	DIM E
		18	43.18
2	2.54	19	45.72
3	5.08	20	48.26
4	7.62	21	50.80
5	10.16	22	53.34
6	12.70	23	55.88
7	15.24	24	58.42
8	17.78	25	60.96
9	20.32	26	63.50
10	22.86	27	66.04
11	25.40	28	68.58
12	27.94	29	71.12
13	30.48	30	73.66
14	33.02	31	76.20
15	35.56	32	78.74
16	38.10	33	81.28
17	40.64		



Recommended P.C.B Layout

RoHS Compliant



PART NO. H-D0863130-1Xxx

DWG NO. H-D0863130-1Xxx

FILE NO.

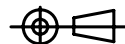
UNIT / mm

SCALE 1:1

APPROVED BY CY

DRAWING BY

PROJECTION



TOLERANCES ARE

.X ± 0.3  
 .XX ± 0.2  
 .XXX  
 AWG

DESCRIPTION:

PIN HEADER 2.54\*2.54mm  
 STRAIGHT TYPE, SINGLE ROW

AREA

REVISIONS

HK

DATE

煜倫股份有限公司