Electrical Characteristics:

Current rating: 0.4A AC/DC
Voltage rating: 50V AC/DC
Temperature range: −25°C~+85°C
Withstand Voltage: 200V AC/Minute
Contact Resistance: ≤ 20mΩ
Insulation resistance: ≥ 500mΩ
Relative Humidity: 93%+40°C

Material Description:

Terminal: Phosphor Bronze Tin−Leadplated
Fitting Nail: Brass Tin−plated
Housing: Thermoplastic(UL94V−0)
Slider: Thermoplastic(UL94V−0)

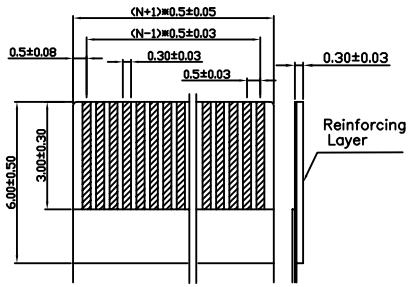

RECOMMENDED FFC/FPC DIM.

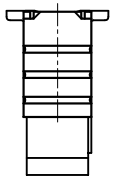

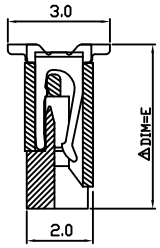

SECTION A-A

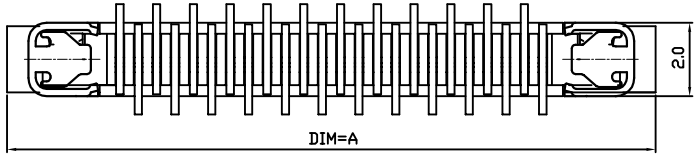

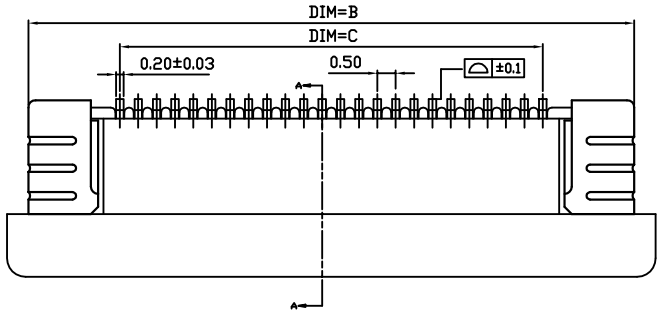

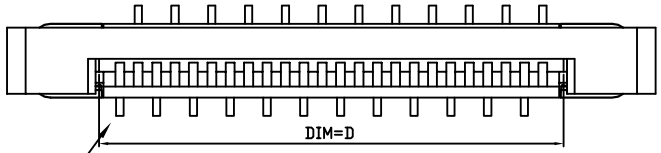

NO.1 Contact

	POS.	A	B	C	D	E
★	35	23.1	22.0	17.0	18.1	4.9
★	36	23.6	22.5	17.5	18.6	
★	37	24.1	23.0	18.0	19.1	
★	38	24.6	23.5	18.5	19.6	
	39	25.1	24.0	19.0	20.1	
★	40	25.6	24.5	19.5	20.6	
★	41	26.1	25.0	20.0	21.1	

	POS.	A	B	C	D	E
★	42	26.6	25.5	20.5	21.6	4.9
	43	27.1	26.0	21.0	22.1	
★	44	27.6	26.5	21.5	22.6	
★	45	28.1	27.0	22.0	23.1	
	46	28.6	27.5	22.5	23.6	
	47	29.1	28.0	23.0	24.1	
★	48	29.6	28.5	23.5	24.6	
★	49	30.1	29.0	24.0	25.1	
★	50	30.6	29.5	24.5	25.6	
★	51	31.1	30.0	25.0	26.1	
	52	31.6	30.5	25.5	26.6	
★	53	32.1	31.0	26.0	27.1	
★	54	32.6	31.5	26.5	27.6	
★	55	33.1	32.0	27.0	28.1	
	56	33.6	32.5	27.5	28.6	
★	57	34.1	33.0	28.0	29.1	
	58	34.6	33.5	28.5	29.6	
	59	35.1	34.0	29.0	30.1	
★	60	35.6	34.5	29.5	30.6	

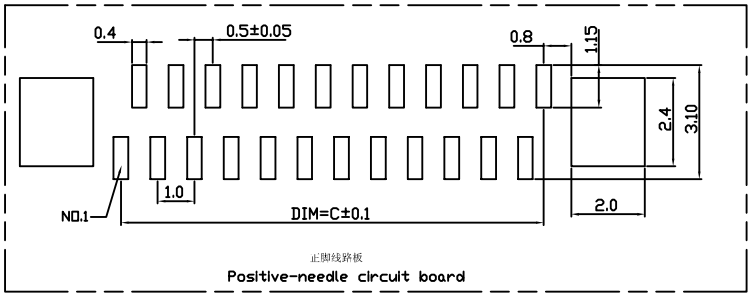

RoHS Compliant

MORETHANALL
PCB CONNECTORS
Cable ASSEMBLIES
煜倫股份有限公司
www.morethanall.com

DRAWING BY CY	
CHECKED BY GENIUS	
UNIT / mm	SCALE 1 : 1
DATE	
SIZE A4	PPOJECTION

TOLERANCES ARE
X. ±
.X ± 0.15
.XX ± 0.05
.XXX ± 0.10
ANG ± 3°

照片框

ORDER INFORMATION

FPV-VZAL49-xx-LF

SERIES
180°SMT
ZIF
UPPER CONTACT
L TYPE FOOT
HIGH 4.9mm
35~60WAY
LEADFREE

DESCRIPTION: (Pitch 0.5 mm) FFC/FPC Connector ZIF Straight Contact Type