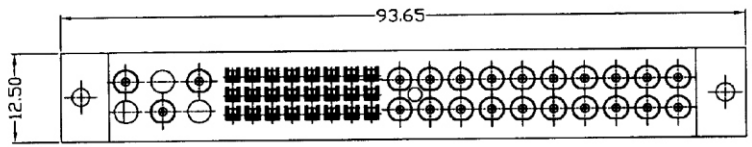

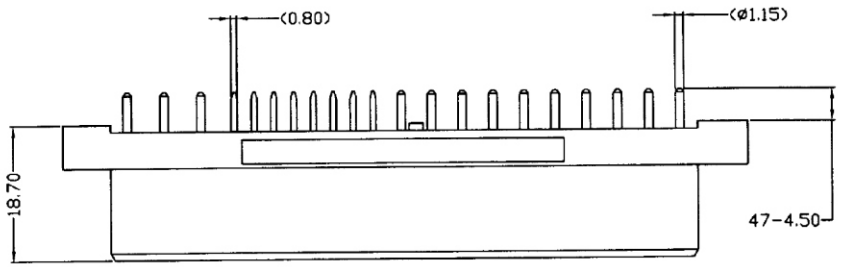

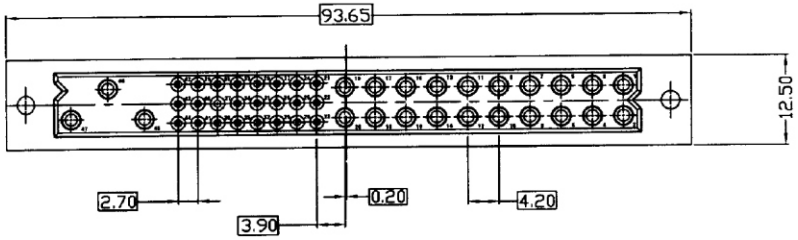

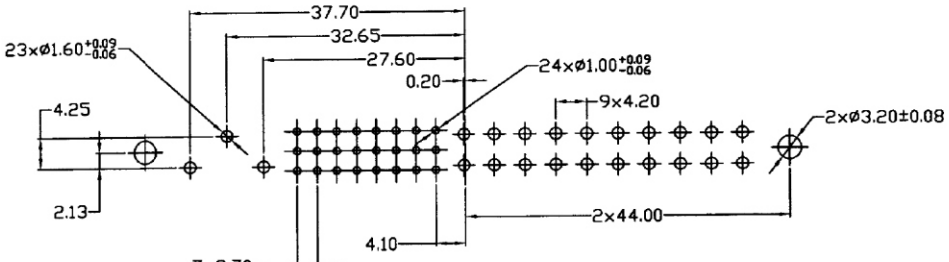

RECOMMENDED PC BOARD REQUIREMENTS
TOLERANCES: ±0.05mm

(COMPONENT SIDE OF BOARD SHOWN)

Notes:

1.Materials and finish:
(1) High-Temperature Thermoplastic 30% GF, UL94V-0
Color: Black
(2) Power and Signal Pins: Copper alloy.

2.Electrical Characteristics
Electrical Feature
Insulation Resistance ------ ≥ 10^{10} ohms
Initial Contact Resistance
Power Contact ------ 0.7 Milliohms max
Signal Contact ------ 4.0 Milliohms max
Voltage Proof
Power 1 thru 20 ------ 1500 Vrms
Power 45,46,47 ------ 3000 Vrms
Power 21 thru 44 ------ 1000 Vrms
Current Rating
DC Output Power 1 thru 20 ------ 16 Amps
Input Power 45,46,47 ------ 23 Amps
Size 22 Signal Contacts ------ 2 Amps
Minimum Creepage Distance
Power 47 to 45 ------- 3.2 (.126)
Power 46 to 45 ------- 3.2 (.126)
Power 47 to Signal ------- 6.4 (.252)
Power 46 to Signal ------- 6.4 (.252)
Power 47 to 46 ------- 2.5 (.098)
Power 45 to Signal ------- 2.0 (.079)

3.RoHS Directive Complance.

4.Press-fit Part of Contacts Are Patent Protected.

5.Finish: plating gold on contact area. Matte tin in tail area. All over nickel on entire contact.

6.Finish: plating gold on contact area. Gold in tail area. All over nickel on entire contact.

CPCI-SD-47W23-LF
LEADFREE

RoHS Compliant

MORETHANALL CONNECTORS ASSEMBLIES	PART NO. CPCI-SD-47W23							
	DWG NO. CPCI-SD-47W23	CHECKED BY CY	TOLERANCES ARE .X ± 0.2 .XX ± .XXX ± AWG	DESCRIP TION:				
煜倫股份有限公司	FILE NO.	DRAWING BY						
	UNIT / mm	SCALE 1 : 1	PROJECTION	AREA	REVISIONS	HK	DATE	