PIN NO.	NAME	TYPE	DESCRIPTION	PIN NO.	NAME	TYPE	DESCRIPTION
S1	SGND	Signal GND	Ground for signal infegrity	PC6	TBD	TBD	
S2	A+	SATA Differental	Signal pair A	PC7	GND	Device GND	
S3	A-	SATA Differental		PC8	LED1	LED Output	LED Output
S4	SGND	Signal GND	Ground for signal infegrity	PC9	LED2	LED Output	LED Output
S5	B-	SATA Differental	Signal pair B	PC10	IO1	CMOS Input/output	Reserved Input/output
S6	B+	SATA Differental		PC11	IO2	CMOS Input/output	Reserved Input/output
S7	SGND	Signal GND	Ground for signal infegrity	PC12	IO3	CMOS Input/output	Reserved Input/output
PC1	CD1	CMOS Input		PC13	PWR	3.3V	Device Power(3.3V)
PC2	GND	Device GND		PC14	PWR	3.3V	Device Power(3.3V)
PC3	TBD	TBD		PC15	PGND	Device GND	Device GROUND
PC4	TBD	TBD		PC16	PGND	Device GND	Device GROUND
PC5	TBD	TBD		PC17	CQD	CMOS Output	Card Delect Out

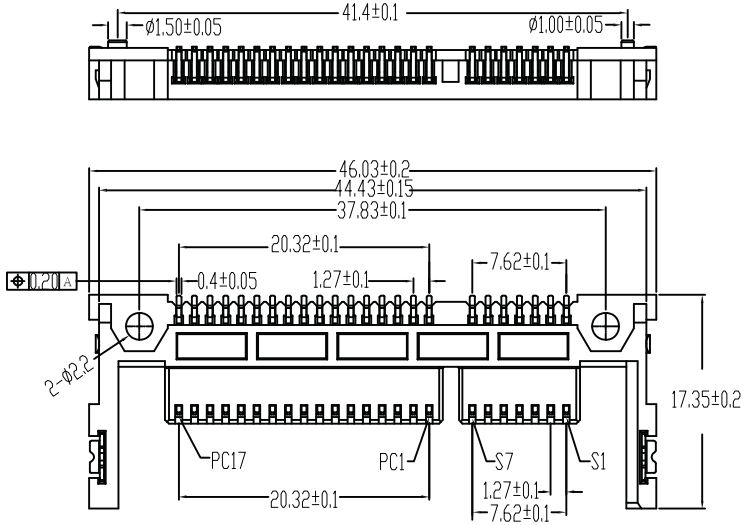

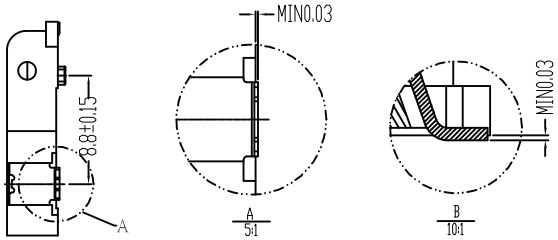

NOTES:
(1).ELECTRICAL ·
CURRENT · 1.5A
CONTACT RESISTANCE · 30MΩ MAX
DIELECTRIC WITHSTANDING · 500V AC
INSULATION RESISTANCE · 1000MΩ MIN
(2).MECHANICAL ·
CONTACT RETENTION TO HOUSING · 3.7N MIN
MATING FORCE · 24.5N MAX
UNMATING FORCE · 3.7N MIN
DURABITITY · 10,000 CYCLES
(3).MATERIAL ·
INSULATOR · LCP
COLOR · BLACK
CONTACT · PHOSPHOR BRONZE
(4).PLATING ·
CONTACT AREA · GOLD PLATED
UNDER PLATING · NICKEL OVERALL
SOLDER TAIL AREA · TIN

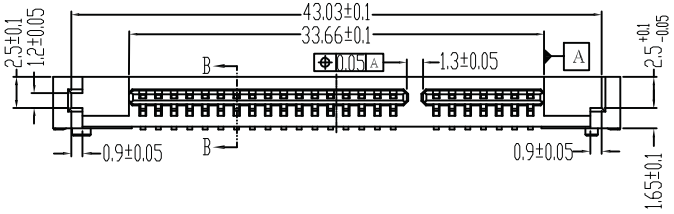

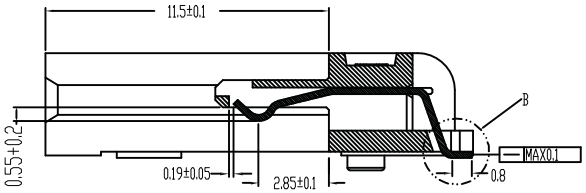

SECTION B-B
SCALE 5/1

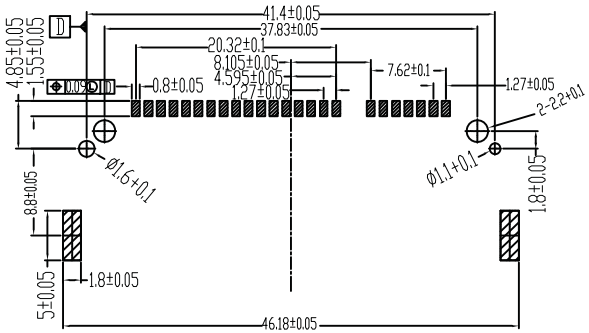

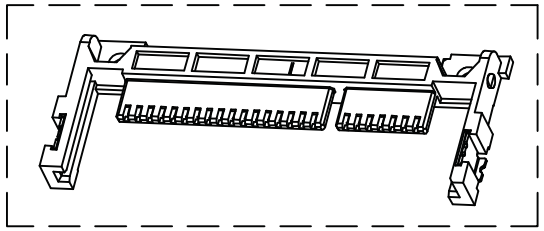

RoHS Compliant

MORETHANALL
PCB CONNECTORS
Cable ASSEMBLIES
煜倫股份有限公司
www.morethanall.com

DRAWING BY CY		TOLERANCES ARE
CHECKED BY GENIUS		X. ± 0.50 .X ± 0.30 .XX ± 0.20 .XXX ± ANG ±
UNIT / mm	SCALE 1 : 1	
DATE		
SIZE A4	PPOJECTION	

照片框

ORDER INFORMATION

CFA-PW41BE001-24-LF

SERIES
MALE 90°SMT
POST TO POST 41.4mm
B TYPE
EAR
NORMAL
24WAY
LEADFREE

DESCRIPTION: CFAST 短體