

NOTE:  
 1. SOLDER TAIL TO BE WITHIN 0.05 UPWARD AND 0.2 DOWNWARD FROM Z-DATUM PLACE, AND COPLANALITY OF SOLDER TAILS TO BE WITHIN 0.12. MEASUREMENT POINT IS SOLDER TAILS TIP.  
 2. INSPECTION SYMBOL:  
 ● : MANUFACTURER INSPECTION  
 ◆ : Q.C INSPECTION

**MPCI-W40-124-LF**  
**LEADFREE**  
**RoHS Compliant**

A-A (2.5 : 1)

PCB LAYOUT



PART NO. **MPCI-W40-124**

DWG NO. **MPCI-W40-124**

CHECKED BY CY

TOLERANCES ARE

DESCRIP TION:

FILE NO.

DRAWING BY

.X ± 0.2  
 .XX ±  
 .XXX ±  
 AWG

AREA

REVISIONS

HK

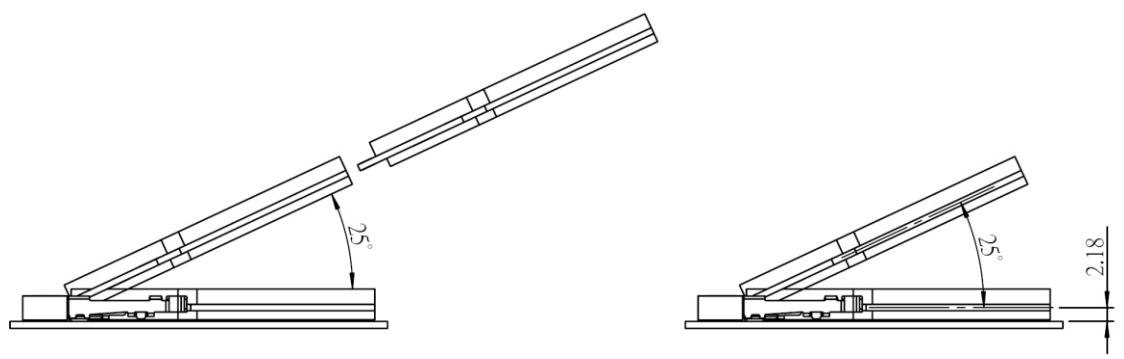
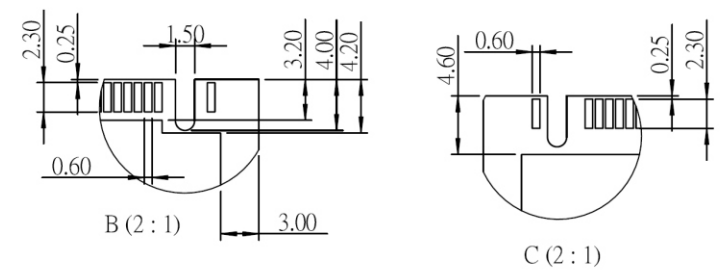
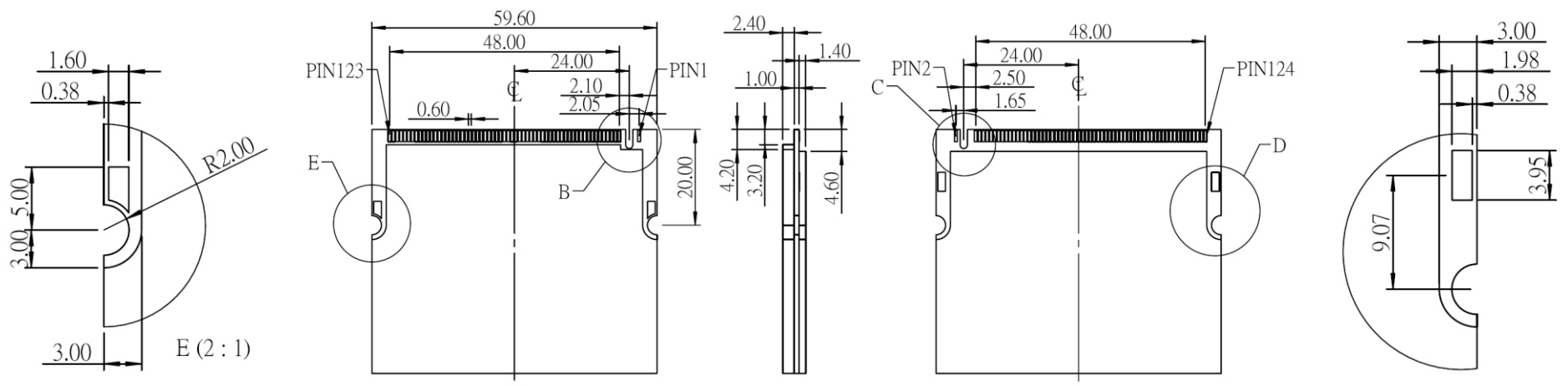
DATE

煜倫股份有限公司

UNIT / mm

SCALE 1 : 1

PROJECTION



**MORETHANALL**  
CONNECTORS  
ASSEMBLIES

PART NO. **MPCI-W40-124**

DWG NO. **MPCI-W40-124**

FILE NO.

CHECKED BY CY

DRAWING BY

TOLERANCES ARE  
.X ± 0.2  
.XX ±  
.XXX ±  
AWG

DESCRIP TION:

煜倫股份有限公司

UNIT / mm

SCALE 1:1

PROJECTION

AREA

REVISIONS

HK

DATE

1 2 3 4 5 6 7 8 9 0

J  
I  
H  
G  
F  
E  
D  
C  
B  
A



**MORETHANALL**  
CONNECTORS  
ASSEMBLIES

PART NO. **MPCI-Wxx-124**  
DWG NO. **MPCI-Wxx-124**

CHECKED BY CY  
DRAWING BY

TOLERANCES ARE  
.X ± 0.2  
.XX ±  
.XXX ±  
AWG

DESCRIPTION:

焯倫股份有限公司

FILE NO.  
UNIT / mm SCALE 1:1

PROJECTION

AREA	REVISIONS	HK	DATE
------	-----------	----	------