

NOTE:SD AND MMC FULL COMPATIBLE


RoHS Compliant

MORETHANALL
PCB CONNECTORS
Cable ASSEMBLIES
煜倫股份有限公司

www.morethanall.com

DRAWING BY CY
CHECKED BY GENIUS
UNIT/mm SCALE 1:1
DATE
SIZE A4

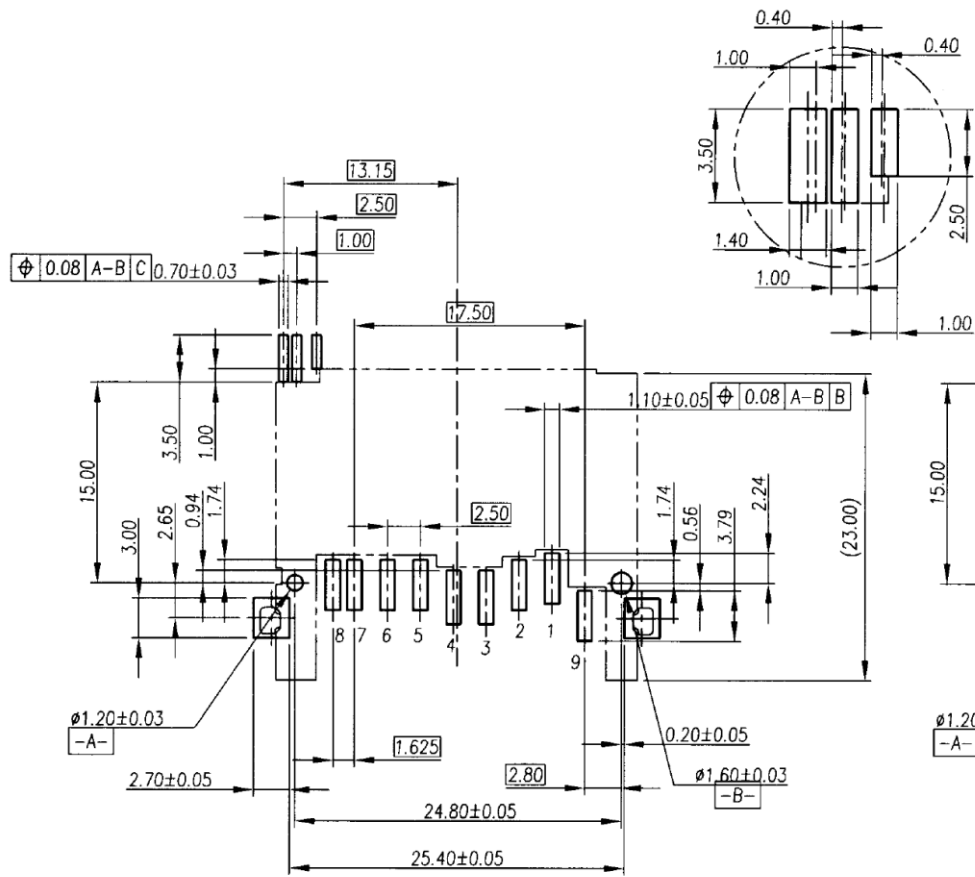
TOLERANCES ARE
X.±
.X±
.XX±
.XXX±
ANG±



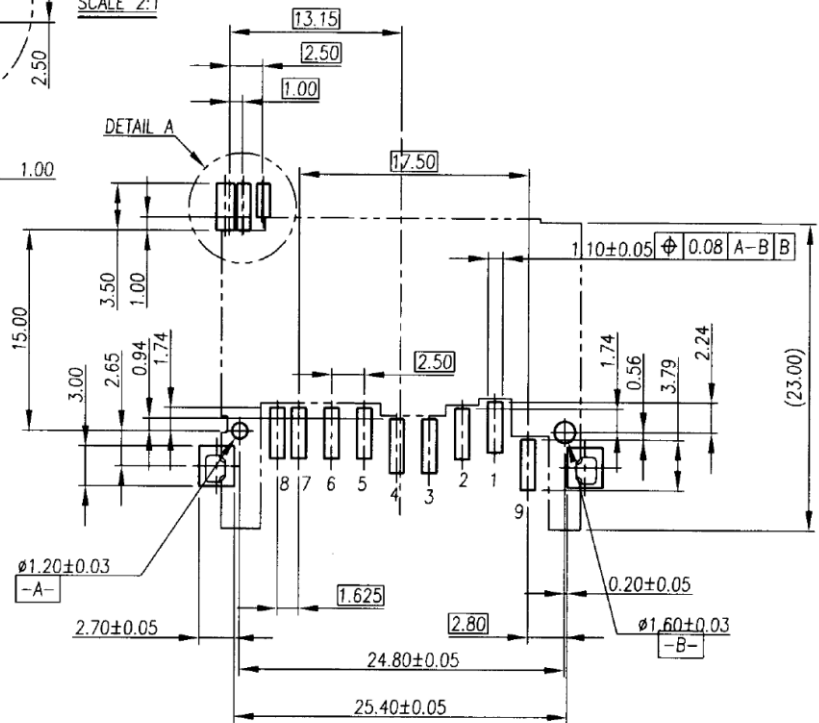
ORDER INFORMATION

SDC-W24XCBR-09-LF
SERIES | | | 09WAY LEADFREE
| | | REEL
| | | SWITCH OPEN
| | | C TYPE
90°SMT | | NON PUSH PUSH
| | POST TO POST 24.8mm

DESCRIPTION:

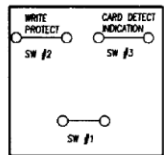


DETAIL A
SCALE 2:1

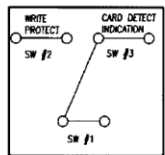


PC BOARD LAYOUT COMPONENT SIDE

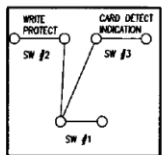
PC BOARD LAYOUT COMPONENT SIDE



WITHOUT CARD



CARD INSERTED
WRITE PROTECT : LOCK



CARD INSERTED
WRITE PROTECT : UNLOCK

SD CARD PIN ASSIGN	
PIN	NAME
1	CD/DAT3
2	CMD/DI
3	VSS1
4	VDD
5	CLK/SCLK
6	VSS2
7	DAT0
8	DAT1
9	DAT2

RoHS Compliant

TOLERANCES ARE

DRAWING BY CY
CHECKED BY GENIUS
UNIT / mm SCALE 1 : 1
DATE

X ±
.X ± 0.30
.XX ± 0.20
.XXX ± 0.10
ANG ±

SIZE A4 PPROJECTION



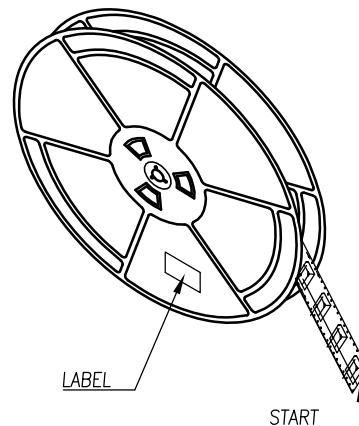
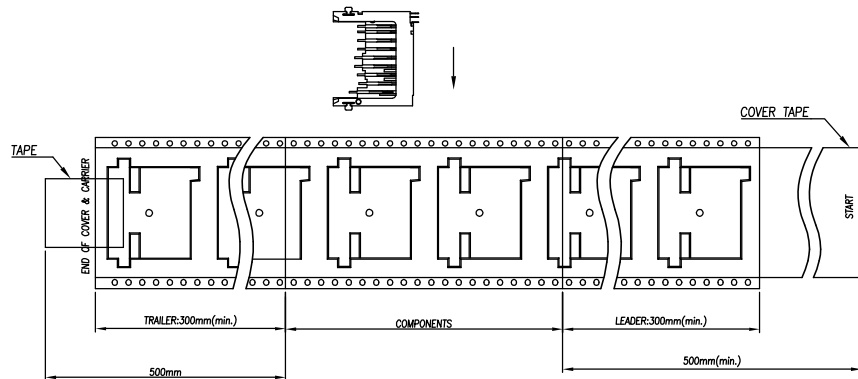
ORDER INFORMATION

SDC-W24XCBBR-09-LF
SERIES | | | | | 09WAY LEADFREE
| | | | | REEL
| | | | | SWITCH OPEN
| | | | | C TYPE
90°SMT | | | | | NON PUSH PUSH
| | | | | POST TO POST 24.8mm

DESCRIPTION:

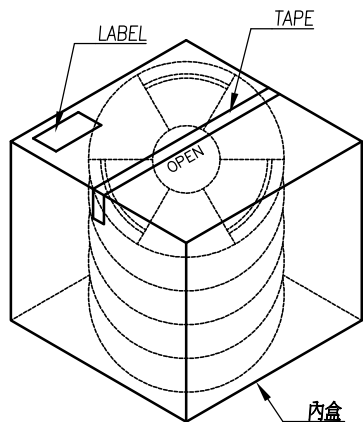
MORETHANALL
PCB CONNECTORS
Cable ASSEMBLIES
煜倫股份有限公司
www.morethanall.com

- 1-1. 成品置於COMPONENTS區, 成品需朝同一方向置放
 1-2. 端子朝向CARRIER TAPE 底部
- 1-1. PUT SD. A TYPE IN COMPONENT AREA, CHAMFER OF SD. A TYPE IS THE SAME DIRECTION TO CARRIER TAPE.
 1-2. CONTACT ARE TOWARDS TO THE BOTTOM OF CARRIER TAPE.

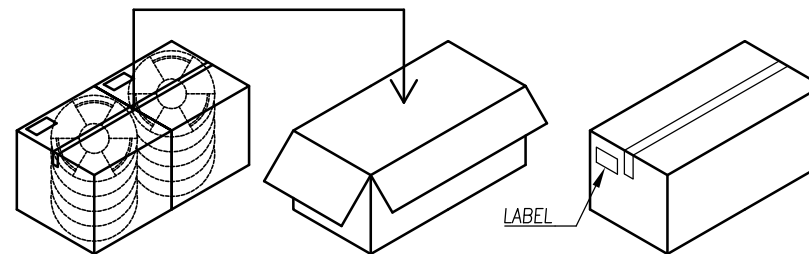


- 2-1. CARRIER & COVER黏合(或熱壓合) CARRIER末端(END)以膠帶固定於HUB的 小的一端). COVER朝向REEL的外側
 2-2. LABEL貼於REEL外側 (靠起點位置)
 2-3. CARRIER不足一捲長度時(見包裝明細表)不可重疊接合使用
 2-4. COVER TAPE 不可重疊搭接使用
 2-5. 以透明膠帶將START(起始點)固定住
- 2-1. ADHERE OR HEAT COVER & CARRIER TAPE PUT THE END OF CARRIER ON THE "HUB'S" GATE", FIX WITH TRANSPARENT TAPE.
 2-2. STICK LABEL ON OUTSIDE OF REEL, NEAR THE POSITION OF START SIDE OF COVER.
 2-3. IF THE LENGTH OF CARRIER ISN'T LONG ENOUGH CONNECT TO USE AS PACKING LIST, COVER TAPE IS ALSO IN THE SAME CONDITION.
 2-4. FIX THE COVER TAPE OF START WITH TRANSPARENT TAPE.

- 3-1. REEL之LABEL一致朝上.
 3-2. 先置入一片EPE於內箱底部.
 3-3. 將REEL平置於防水袋內, 袋內放入2包乾燥劑, 再置於內盒中.
 3-4. 再置入一片EPE於REEL頂部.
 3-5. 以TAPE封合, 並貼上成品包裝標籤
- 3-1. PUT THE LABEL OF REEL UP.
 3-2. PUT 1 PIECE OF EPE INTO BOTTOM OF BOX. THE LABEL OF REEL UP.
 3-3. PUT 5 REELS AND 2 BAGS SILICA GEL INTO PE BAG. THEN PUT DOWN IN BOX, AFTER PE BAG WAS CLOSED.
 3-4. PUT 1 PIECE OF EPE ON TOP OF P.E. BAG
 3-5. CLOSE BOX AND SEAL WITH TAPE. STICK THE PRODUCT LABEL ON TOP SIDE OF BOX.



- 4-1. 每2個內盒置於一個外箱中.
 4-2. 以TAPE封合, 並貼上成品包裝標籤
- 4-1. PUT INTO 2 BOXS IN ONE CARTON.
 4-2. SEAL WITH TAPE AND STICK PRODUCT LABEL ON LEFT SIDE.



備註:

1. CARRIER=41M COVER=200M 承裝量/每盤 每箱
 2. 內紙箱材積: 1.3 才 400 PCS/REEL INNER CARTON 3200 PCS
 3. 內紙箱尺寸: 35cm * 35cm * 30cm

RoHS Compliant

TOLERANCES ARE

MORETHANALL
 PCB CONNECTORS
 Cable ASSEMBLIES

煜倫股份有限公司

www.morethanall.com

DRAWING BY CY

CHECKED BY GENIUS

UNIT / mm


SCALE 1:1

DATE

SIZE A4

PPOJECTION

X, ±
 .X ±
 .XX ±
 .XXX ±
 ANG ±



ORDER INFORMATION

SDC-W24XCBR-09-LF
 SERIES | | | | | 09WAY LEADFREE
 REEL
 SWITCH OPEN
 C TYPE
 NON PUSH PUSH
 POST TO POST 24.8mm

DESCRIPTION: