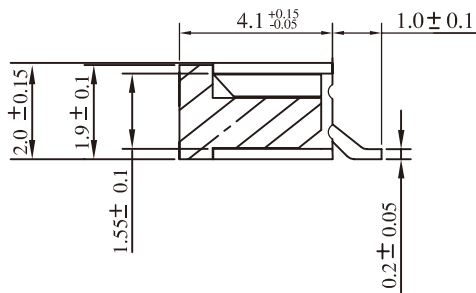
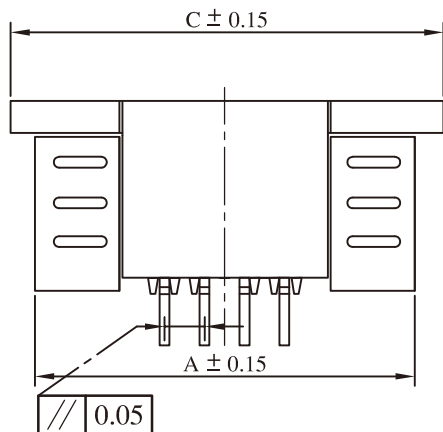
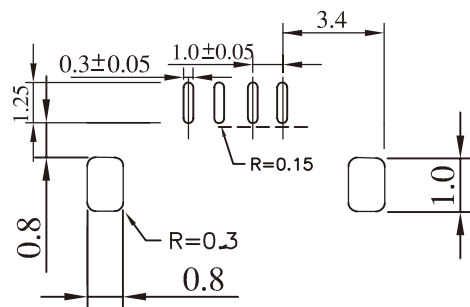
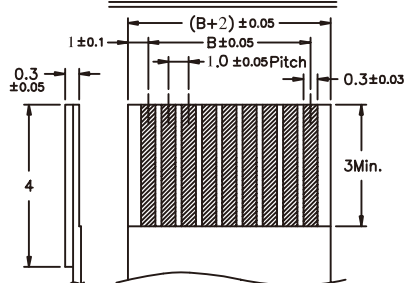


SECT X-X



Applicable FPC



PCB Layout

FFC/FPC Connector ZIF Right Angle Lower Contact Type (Pitch 1.0 mm)

NOTE :

- 1.Contacts Finish: Tin Over Nickel
- 2.Material:
Insulator:Thermoplastic
Contacts:Phosphor Bronze

No.of Contacts	Contacts Number	DIM. A	DIM. B	DIM. C	DIM. D
04	FPA-WZB201-04	9.2	3	10	5.1
05	FPA-WZB201-05	10.2	4	11	6.1
06	FPA-WZB201-06	11.2	5	12	7.1
07	FPA-WZB201-07	12.2	6	13	8.1
08	FPA-WZB201-08	13.2	7	14	9.1
09	FPA-WZB201-09	14.2	8	15	10.1
10	FPA-WZB201-10	15.2	9	16	11.1
11	FPA-WZB201-11	16.2	10	17	12.1
12	FPA-WZB201-12	17.2	11	18	13.1
13	FPA-WZB201-13	18.2	12	19	14.1
14	FPA-WZB201-14	19.2	13	20	15.1
15	FPA-WZB201-15	20.2	14	21	16.1
16	FPA-WZB201-16	21.2	15	22	17.1
17	FPA-WZB201-17	22.2	16	23	18.1
18	FPA-WZB201-18	23.2	17	24	19.1
19	FPA-WZB201-19	24.2	18	25	20.1
20	FPA-WZB201-20	25.2	19	26	21.1
21	FPA-WZB201-21	26.2	20	27	22.1
22	FPA-WZB201-22	27.2	21	28	23.1
23	FPA-WZB201-23	28.2	22	29	24.1
24	FPA-WZB201-24	29.2	23	30	25.1

RoHS Compliant

TOLERANCES ARE

MORETHANALL
PCB CONNECTORS
Cable ASSEMBLIES

煜倫股份有限公司

www.morethanall.com

DRAWING BY CY

CHECKED BY GENIUS

UNIT / mm


SCALE 1 : 1

DATE

SIZE A4

PPOJECTION

X, ±
.X ±
.XX ±
.XXX ±
ANG ±



ORDER INFORMATION

FPA-WZB201-xx-LF
SERIES | | | LEADFREE
| | | 04~24WAY
| | | HIGH 2.0mm
| | | BOTTOM CONTACT
| | | ZIF
| | | 90°SMT

DESCRIPTION: FFC/FPC Connector ZIF Right Angle Lower Contact Type (Pitch 1.0 mm)