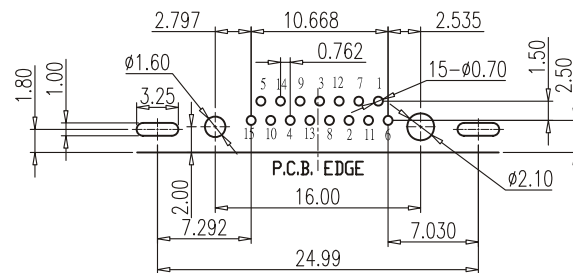
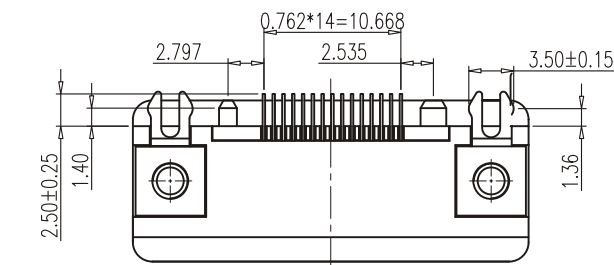
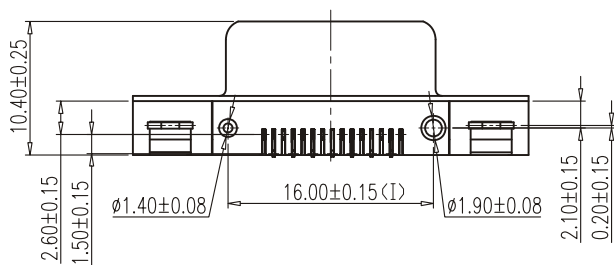


**SPECIFICATIONS**

- 1. D-SUB
- 1.1 Voltage: 250 VAC(RMS) Max.
- 1.2 Current Rating: 3 Ampere per Contact
- 1.3 Contact Resistance: 25 Milliohms Max.
- 1.4 Insulation Resistance: 1000 Megohms Min.
- 1.5 Dielectric Withstanding Voltage: 500V AC(RMS)
- 1.6 Total Mating Force: 6.0 Kgf Max.
- 1.7 Total Unmating Force: 1.2 Kgf Min.
- 1.8 Operating Temperature: -55°C to +85°C

**NOTES**

- 1. MATERIAL:  
Housing:PBT, UL 94V-0, Color:Black.  
Terminal:Copper Alloy.  
Shell:SPCC.  
Boardlock:Copper Alloy.  
Rivet:Copper Alloy.
- 2. FINISH:  
Terminal:Gold Plated over Nickel at Contact Area.  
Tin Plated over Nickel at Solder Ared.  
Shell:Nickel Plated.  
Boardlock:Tin Plated.  
Rivet:Nickel Plated.
- 3. This Product is LEAD-FREE & RoHS Compliance Product.



RECOMMENDED P.C.B LAYOUT

HDR25-SN-15-LF  
LEADFREE  
RoHS Compliant

	PART NO. HDR25-SN-15		TOLERANCES ARE .X ± .XX ± .XXX ± AWG	DESCRIPTION: D-SUB 15 FEMALE HIGH DENSITY CONNECTOR DIP SOLDER, RIGHT ANGLE
	DWG NO. HDR25-SN-15			
焯倫股份有限公司	FILE NO.		DRAWING BY	AREA      REVISIONS      HK      DATE
	UNIT / mm	SCALE 1:1	PROJECTION	