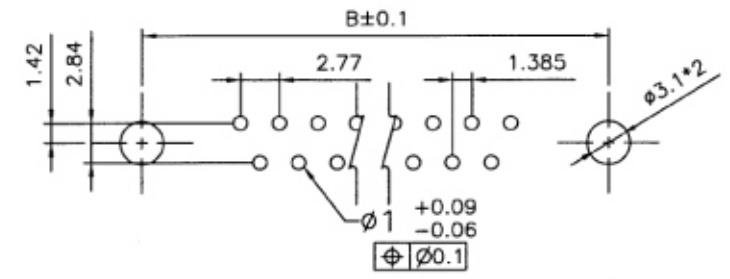
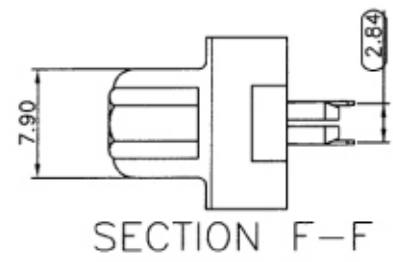
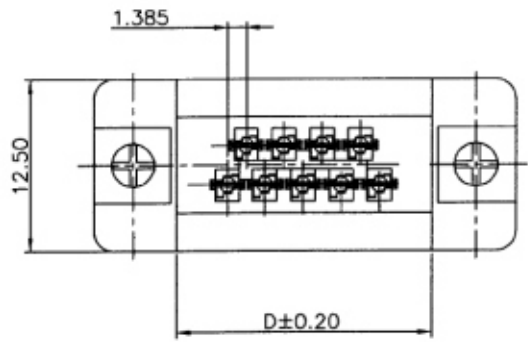


**SPECIFICATION**  
**MATERIAL**  
 Insulator: Thermal Plastic UL94V-0  
 Contacts: Copper Alloy  
 Shell: Steel  
 Rivet, Boardlock: Copper Alloy  
**CONTACT PLATING**  
 Underplate: 50u"~100u" Nickel  
 Contact Area: 1u"~30u" Selective Gold  
 Solder Tails Area: 100u"~200u" Tin/Lead Free(Brighten Tin/Matte Tin)  
**ELECTRICAL**  
 Operation Voltage: 250 VAC Max.  
 Current Rating: 3 Amps Max.  
 Contact Resistance: 20 mohms Max.  
 Insulation Resistance: 3000 Mohms Min @ 500 VDC  
 Dielectric Withstanding Voltage: 1000 VAC / Minute  
 Temperature Range: -55°C To +125°C

DDM-SZNJ-xx-LF  
 LEADFREE  
 RoHS Compliant



RECOMMENDED P.C.B LAYOUT (TOP VIEW)  
 TOLERANCES: ±0.05mm

POSITION	A	B	C	D
09F	16.35	24.99	30.81	18.61
15F	24.70	33.32	39.25	27.15
25F	38.40	47.04	53.03	40.93
37F	54.80	63.50	69.5	57.40



PART NO. DDM-SZNJ-xx

DWG NO. DDM-SZNJ-xx

FILE NO.

CHECKED BY CY

DRAWING BY

PROJECTION

TOLERANCES ARE

.X ± 0.2  
 .XX ± 0.1  
 .XXX ±  
 AWG

DESCRIP TION:

煜倫股份有限公司

UNIT / mm

SCALE 1:1

AREA

REVISIONS

HK

DATE