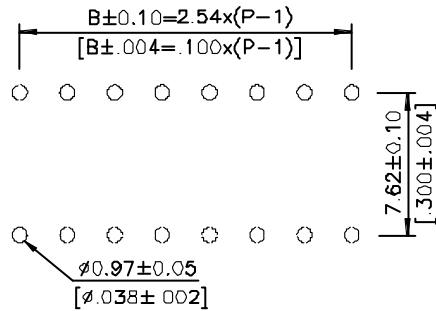
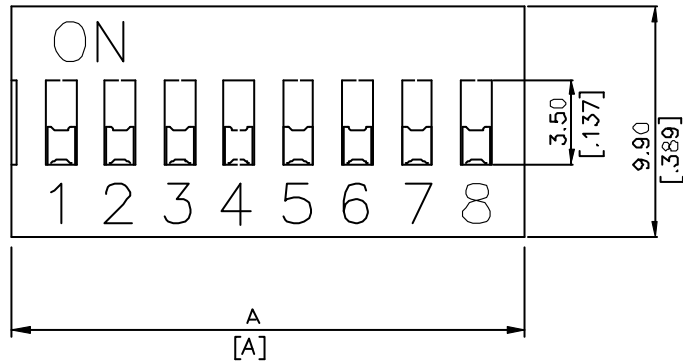


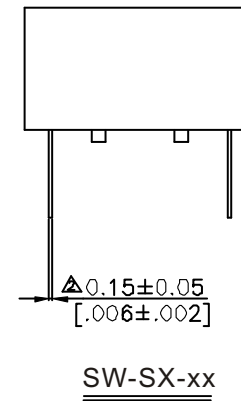
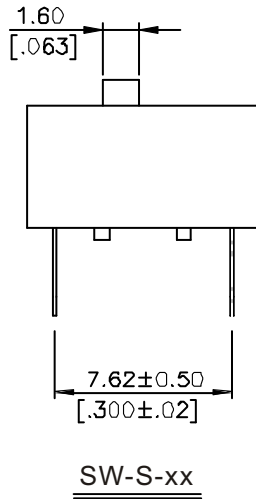
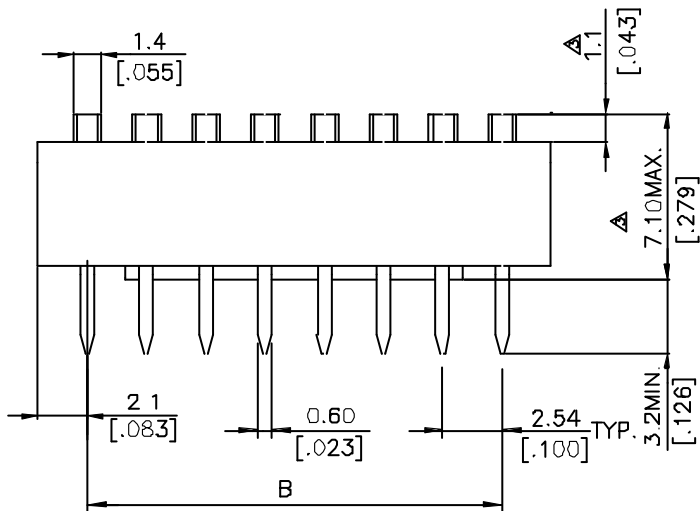
NOTE: 1. ALL DIMENSIONS ARE IN MILLIMETERS, BRACKETED DIMENSIONS ARE IN INCHES.

**2. GENERAL TOLERANCES: 10mm OVER - ±0.20mm.
10mm BELOW - ±0.10mm.**

3. MATERIAL: SEE PAGE 3 OF 3.



P.C.B. LAYOUT



SWS-12	12	31.84[1.264]	27.94[1.100]
SW-S-10	10	26.78[1.054]	22.88[.900]
SW-S-09	9	24.22[.954]	20.32[.800]
SW-S-08	8	21.68[.854]	17.78[.700]
SW-S-07	7	19.14[.754]	15.24[.600]
SW-S-06	6	16.60[.654]	12.70[.500]
SW-S-05	5	14.06[.554]	10.16[.400]
SW-S-04	4	11.52[.454]	7.62[.300]
SW-S-03	3	8.98[.354]	5.08[.200]
SW-S-02	2	6.44[.254]	2.54[.100]
PROD. NO.	NO OF POS.	DIM. A	DIM. B
SCHEMATIC(TYP.)			
(2,3,4,5,6,7,8,9,10,12, POS AVAIL)			

SW-S-xx-LF
LEADFREE

RoHS Compliant



PART NO. SW-S-xx

DWG NO. SW-S-xx

FILE NO.

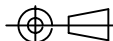
UNIT / mm

SCALE 1:1

CHECKED BY CY

DRAWING BY

PROJECTION



TOLERANCES ARE

.X ± 0.2
.XX ±
.XXX ±
AWG

DESCRIPTION:

AREA

REVISIONS

HK

DATE

煜倫股份有限公司