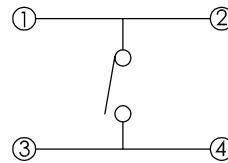


CIRCUIT DIAGRAM



**SPECIFICATION**

**Rating:** DC 12V, 50mA Max.

**Circuit:** 1C - 1P.

**Operating force:** 160±50g.

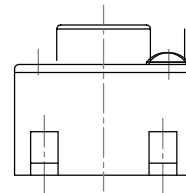
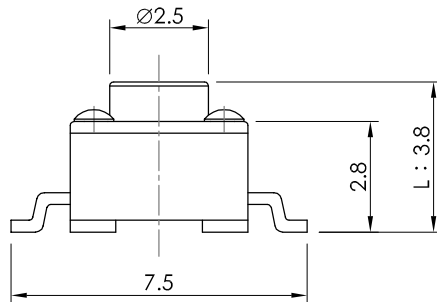
**Contact resistance:** 100mΩ Max. (initial)

**Travel:** 0.25±0.1mm.

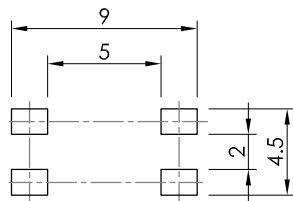
**Life:** 100,000 Cycles Min.

**Minimum load:** 10mA 3.3V DC.(reference only)

**Soldering temperature:** 250°C Max for 3 Sec.



P.C BOARD  
MOUNTING HOLE DIMENSIONS



**RoHS Compliant**

TOLERANCES ARE

**MORETHANALL**  
PCB CONNECTORS  
Cable ASSEMBLIES

DRAWING BY CY

X.±

CHECKED BY GENIUS

.X±

UNIT / mm

SCALE 1 : 1

.XX±


DATE

.XXX±

ANG±

SIZE A4

PJECTION



ORDER INFORMATION

**TSW44-Vxx-xxx-LF**

SERIES

LEADFREE

160:160g

250:250g

38:3.8mm HIGH

70:7.0mm HIGH

180°SMT

**煜倫股份有限公司**

[www.morethanall.com](http://www.morethanall.com)

DESCRIPTION: