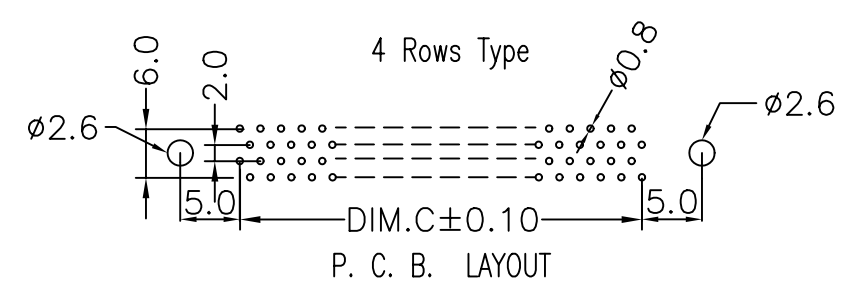
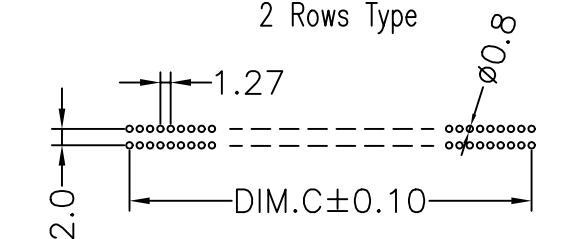


2 Rows Type



P. C. B. LAYOUT

PIN	A	B	C	D
20	24.15	16.93	11.43	21.43
40	36.85	29.63	24.13	34.13
50	43.20	35.98	30.48	40.48
68	54.63	47.41	41.91	51.91
80	62.25	55.03	49.53	59.53

MATERIAL :  
 INSULATOR : PBT+30% GLASS FIBER (UL94V-0)  
 CONTACT : PHOSPHOR BRONZE OR BRASS  
 CONTACT PLATED : GOLD OR TIN OVER NICKEL

SPECIFICATION :  
 CURRENT RATING : 1AMP.  
 WITHSTANDING VOLTAGE : AC 500V R.M.S  
 INSULATION RESISTANCE : 1000MEGOHMS MINIMUM  
 AT DC 500V.  
 CONTACT RESISTANCE : 15 MILLMIOHMS MAXIMUM.  
 OPERATING TEMPERATURE ; -40°C~105°C.



PART NO. HPCP-SDZ-080

DWG NO. HPCP-SDZ-080

CHECKED BY CY

TOLERANCES ARE

FILE NO.

DRAWING BY

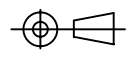
.X ± 0.1  
.XX ± 0.05  
.XXX ±  
AWG

DESCRIP TION:				
AREA	REVISIONS	HK	DATE	

UNIT / mm

SCALE 1:1

PROJECTION



煜倫股份有限公司