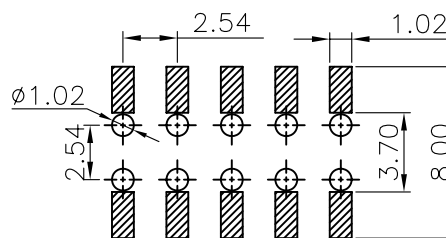


1. Specifications

- 1.1 Current Rating: 3Amp
- 1.2 Insulation Resistance: 1000MΩ Min.
- 1.3 Dielectric Withstanding: 600V AC
- 1.4 Contact Resistance: 20mΩ Max.
- 1.5 Operating Temperature: -40°C to +105°C

2. Materials

- 2.1 Contact Material: Phosphor Bronze
- 2.2 Insulator Material: High Temperature Thermoplastic, UL 94V-0
  - B= Nylon 6T Black
  - C= LCP Black
  - R= Nylon 6T(Halogen Free) Black



RECOMMENDED P.C.B LAYOUT FOR BOTTOM ENTRY  
(Tolerance: ±0.05)

TABLE. 2

| No. of PIN/ROW | Dimension Information |        |
|----------------|-----------------------|--------|
|                | A                     | B      |
| 02             | 2.54                  | 5.58   |
| 03             | 5.08                  | 8.12   |
| 04             | 7.62                  | 10.66  |
| 05             | 10.16                 | 13.20  |
| 06             | 12.70                 | 15.74  |
| 07             | 15.24                 | 18.28  |
| 08             | 17.78                 | 20.82  |
| 09             | 20.32                 | 23.36  |
| 10             | 22.86                 | 25.90  |
| 11             | 25.40                 | 28.44  |
| 12             | 27.94                 | 30.98  |
| 13             | 30.48                 | 33.52  |
| 14             | 33.02                 | 36.06  |
| 15             | 35.56                 | 38.60  |
| 16             | 38.10                 | 41.14  |
| 17             | 40.64                 | 43.68  |
| 18             | 43.18                 | 46.22  |
| 19             | 45.72                 | 48.76  |
| 20             | 48.26                 | 51.30  |
| 21             | 50.80                 | 53.84  |
| 22             | 53.34                 | 56.38  |
| 23             | 55.88                 | 58.92  |
| 24             | 58.42                 | 61.46  |
| 25             | 60.96                 | 64.00  |
| 26             | 63.50                 | 66.54  |
| 27             | 66.04                 | 69.08  |
| 28             | 68.58                 | 71.62  |
| 29             | 71.12                 | 74.16  |
| 30             | 73.66                 | 76.70  |
| 31             | 76.20                 | 79.24  |
| 32             | 78.74                 | 81.78  |
| 33             | 81.28                 | 84.32  |
| 34             | 83.82                 | 86.86  |
| 35             | 86.36                 | 89.40  |
| 36             | 88.90                 | 91.94  |
| 37             | 91.44                 | 94.48  |
| 38             | 93.98                 | 97.02  |
| 39             | 96.52                 | 99.56  |
| 40             | 99.06                 | 102.10 |

| Name | Dim.X   | NOTE      |
|------|---------|-----------|
| CAP  | 4.00mm  | 02~08pins |
|      | 10.15mm | 09~40pins |

RoHS Compliant

TOLERANCES ARE



煜倫股份有限公司

www.morethanall.com

DRAWING BY CY

CHECKED BY GENIUS


UNIT / mm SCALE 1 : 1

DATE

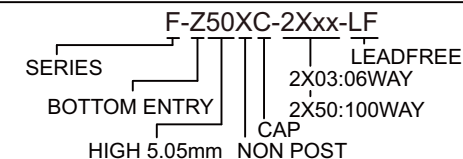
SIZE A4

X ± 0.30  
X ± 0.25  
.XX ± 0.15  
.XXX ± 0.10  
ANG ±

P PROJECTION



ORDER INFORMATION



DESCRIPTION: 2.54 FEMALE HEADER DUAL ROWS SMT TYPE CONNECTOR