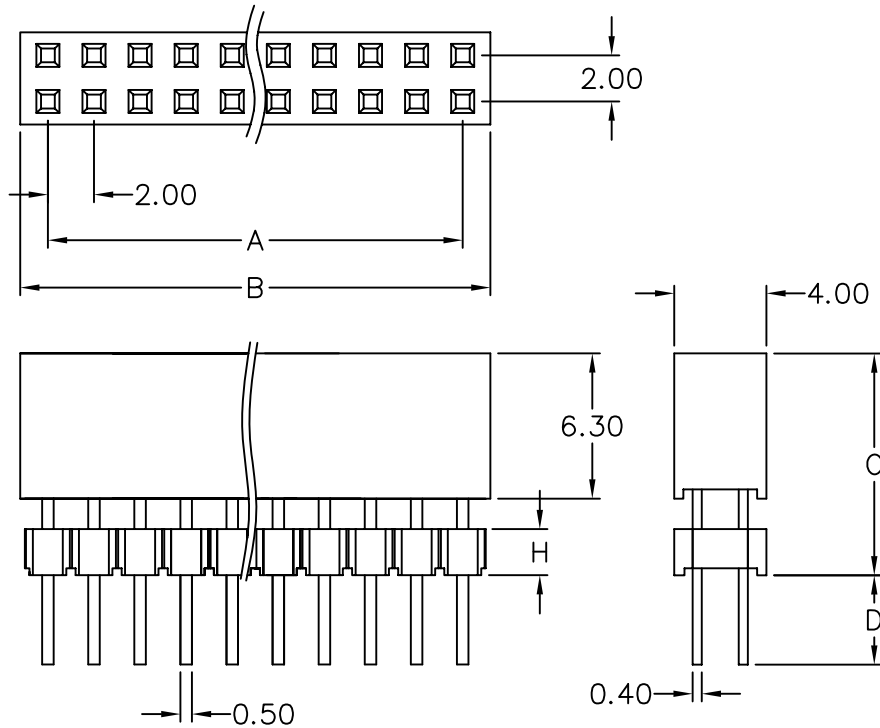


No. of Contacts	DIMENSIONS	
	A	B
04	2.00	4.40
06	4.00	6.40
08	6.00	8.40
10	8.00	10.40
12	10.00	12.40
14	12.00	14.40
16	14.00	16.40
18	16.00	18.40
20	18.00	20.40
22	20.00	22.40
24	22.00	24.40
26	24.00	26.40
28	26.00	28.40
30	28.00	30.40
32	30.00	32.40
34	32.00	34.40
36	34.00	36.40
38	36.00	38.40
40	38.00	40.40
42	40.00	42.40
44	42.00	44.40
46	44.00	46.40
48	46.00	48.40
50	48.00	50.40
52	50.00	52.40
54	52.00	54.40
56	54.00	56.40
58	56.00	58.40
60	58.00	60.40
62	60.00	62.40
64	62.00	64.40
66	64.00	66.40
68	66.00	68.40
70	68.00	70.40
72	70.00	72.40
74	72.00	74.40
76	74.00	76.40
78	76.00	78.40
80	78.00	80.40



SPECIFICATIONS

Current Rating: 1 Amp
 Insulator resistance: 5000 Megohms min.
 Contact resistance: 20 m ohms max.
 Dielectric withstanding: AC 500 V
 Operating Temperature: -40°~+105°C
 Max Processing Temp: 230° for 30 seconds
 Contact Material: Copper Alloy
 Insulator Material: High Temperature plastic,UL 94V-0

Finish: Tin,Gold or Duplex plated

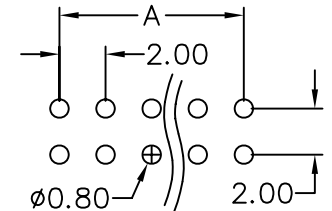
◎ Standard: Duplex plated

◎ Note:

Duplex plating: gold plated on contact area,
 Tin on solder area

C	D	H
19.3	1.3	1.5
10.0	2.4	
20.3	1.3	2.0
16.1	2.3	
18.6	3.1	
18.6	2.8	
18.4	3.0	
9.4	2.3	2.0
7.9	3.8	1.5
19.3	2.3	1.5
20.1	3.0	
14.0	3.0	1.5
8.3	5.2	1.5
12.0	2.3	
8.5	3.0	
18.8	2.8	2.0
8.6	13.0	
9.4	2.8	1.5
10.3	4.0	2.0
8.6	13.0	
13.0	3.0	2.0

Recommended PCB Layout
 (PCB TOLERANCE ±0.05)



RoHS Compliant

TOLERANCES ARE

MORETHANALL
 PCB CONNECTORS
 Cable ASSEMBLIES

DRAWING BY CY

CHECKED BY GENIUS


UNIT / mm SCALE 1 : 1

DATE

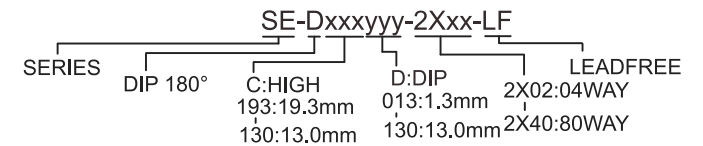
SIZE A4

X, ±
 X, ±
 .XX ±
 .XXX ±
 ANG ±

PPOJECTION



ORDER INFORMATION



DESCRIPTION: 2.0X2.0mm ELEVATED SOCKET

煜倫股份有限公司

www.morethanall.com