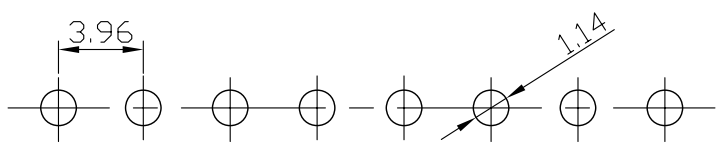
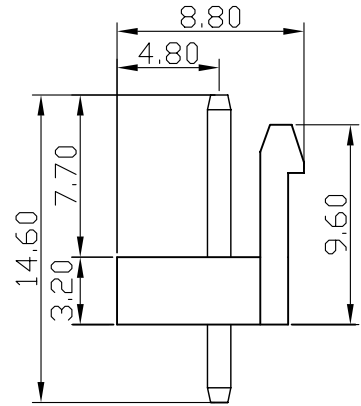
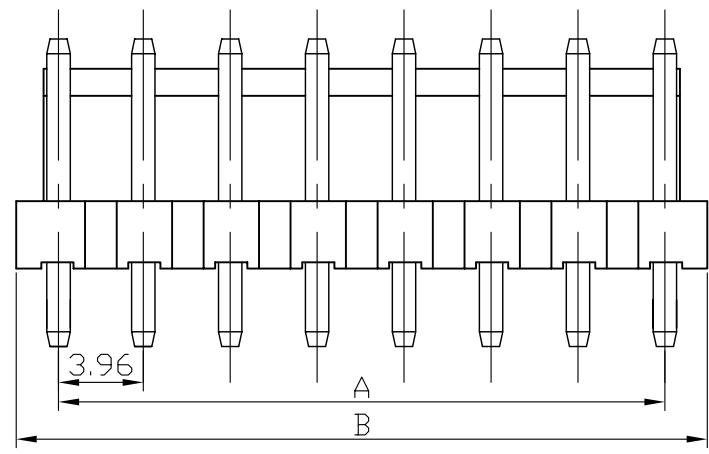


1.14mm Square Pin



PCB LAYOUT COMPONENT SIDE

Specifications

Current Rating: 7A AC, DC
 Voltage Rating: 250V AC Maximum
 Operating Temp: -25°C ~ +85°C
 Contact Resistance: 10MΩ Max
 Insulation Resistance: 1000MΩ Min
 Terminal Material: Brass/Tin-plated
 Material: Nylon 66, UL94V-0

Poles	Dimension mm		Part No.
	A	B	
2	3.96	7.92	VH-D-02
3	7.92	11.92	VH-D-03
4	11.88	15.84	VH-D-04
5	15.84	19.84	VH-D-05
6	19.80	23.80	VH-D-06
7	23.76	27.88	VH-D-07
8	27.72	31.74	VH-D-08
9	31.68	35.86	VH-D-09
10	35.64	39.90	VH-D-10
11	39.60	43.84	VH-D-11
12	43.56	47.92	VH-D-12
13	47.52	51.72	VH-D-13
14	51.48	55.92	VH-D-14

VH-D-xx-LF
 LEADFREE

RoHS Compliant

	PART NO. VH-D-xx		APPROVED BY CY	TOLERANCES ARE .X .XX .XXX AWG	DESCRIPTION:			
	DWG NO. VH-D-xx							
	FILE NO.		PROJECTION	AREA	REVISIONS	HK	DATE	
	UNIT / mm	SCALE 1:1						