

J

I

H

G

F

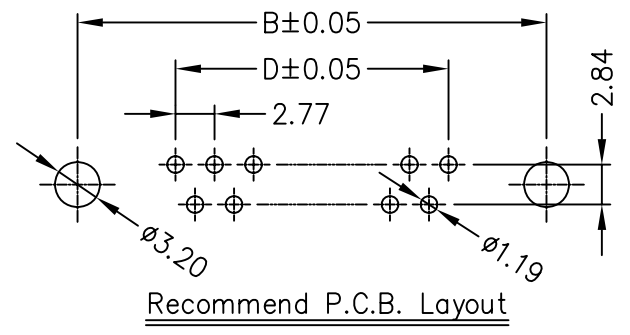
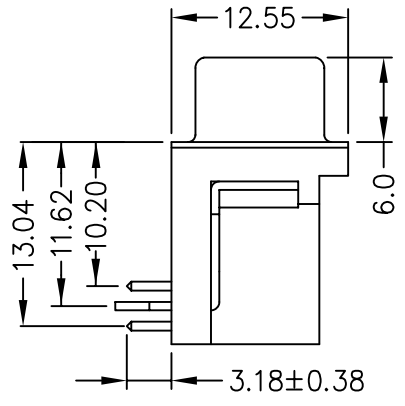
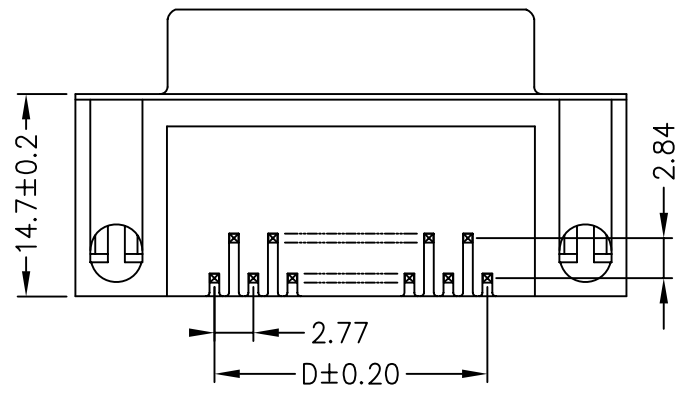
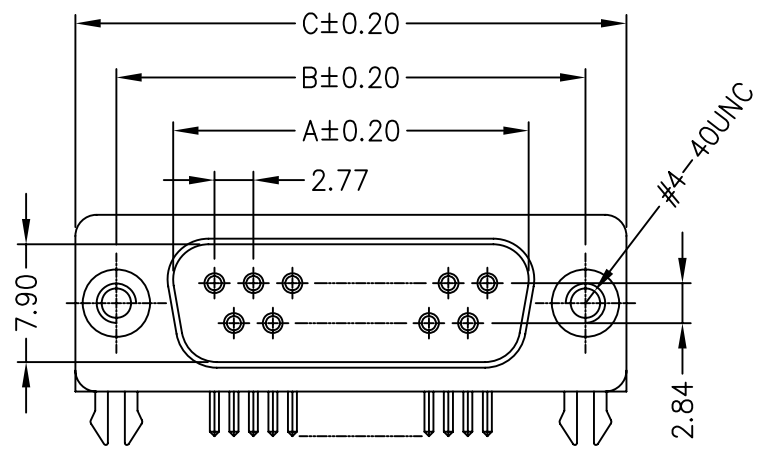
E

D

C

B

A



Material:
 1. Insulator: PBT+30% Glass Fiber(Meet UL94V-0).
 2. Contact: Copper Alloy.
 3. Contact Plated: Selective Gold over Nickel Plated.
 4. Shell: Steel with Nickel or Tin or Zinc Plated.

Specification:
 1. Current Rating: 5 Amps.
 2. Withstanding Voltage: AC 500V for 1 Minute.
 3. Insulation Resistance: 1000MΩ Min. at DC 500V.
 4. Contact Resistance: 15mΩ Max..
 5. Operating Temperature: -40°C~+105°C.

DRM-SGN-xx-LF
 LEADFREE

RoHS Compliant

No. of Contacts	Dim. A	Dim. B	Dim. C	Dim. D
DRM-SGN-09	16.33	24.99	30.81	11.08
DRM-SGN-15	24.66	33.32	39.14	19.39
DRM-SGN-25	38.38	47.04	53.04	33.24
DRM-SGN-37	54.84	63.50	69.32	49.86

MORETHANALL
 CONNECTORS
 ASSEMBLIES

PART NO. DRM-SGN-xx

DWG NO. DRM-SGN-xx

FILE NO.

UNIT / mm

CHECKED BY CY

DRAWING BY

SCALE 1:1

PROJECTION



TOLERANCES ARE
 .X ± 0.20
 .XX ± 0.10
 .XXX
 AWG

DESCRIPTION:

D-S-ub Male Right Angle Connector Footprint 10.20mm
 Clinch Nut/Screw Lock Type

焯倫股份有限公司

AREA REVISIONS HK DATE