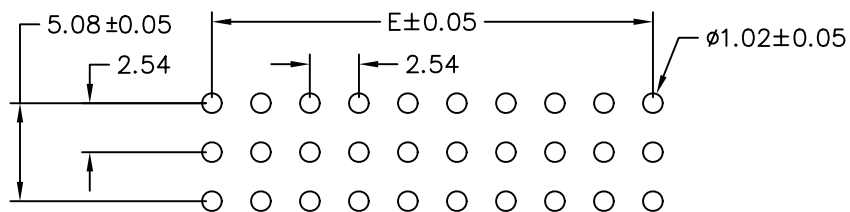
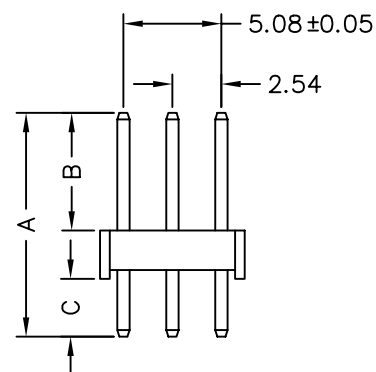
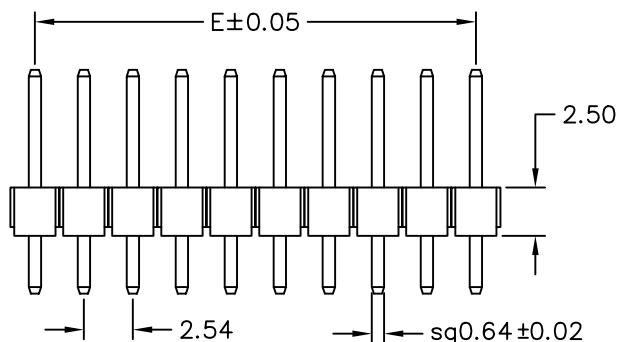
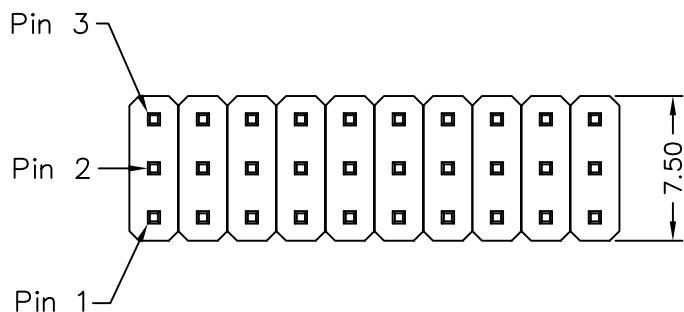


MATERIAL

Insulator : 30% Glass fiber PBT
Contact Pin : Brass

SPECIFICATION

Current Rate : 3 AMP
Insulation Resistance : 5000MΩMin. at DC 500V
Contact Resistance : 20mΩMax. at DC 100mA
Dielectric Voltage : AC 500V for one minute
Operation Temperature : -40°C to + 105°C



Recommended P.C.B Layout

POLES	DIM E	POLES	DIM E
		26	63.50
2	2.54	27	66.04
3	5.08	28	68.58
4	7.62	29	71.12
5	10.16	30	73.66
6	12.70	31	76.20
7	15.24	32	78.74
8	17.78	33	81.28
9	20.32	34	83.82
10	22.86	35	86.36
11	25.40	36	88.90
12	27.94	37	91.44
13	30.48	38	93.98
14	33.02	39	96.52
15	35.56	40	99.06
16	38.10	41	101.60
17	40.64	42	104.14
18	43.18	43	106.68
19	45.72	44	109.22
20	48.26	45	111.76
21	50.80	46	114.30
22	53.34	47	116.84
23	55.88	48	119.38
24	58.42	49	121.92
25	60.96	50	124.46

CODE	DIM A	DIM B	DIM C
H-D-3Xxx	11.60	6.10	3.00

If you need other dimensions,
please fill out Dim A/B/C or
contact our sales representatives.

H-D-3Xxx-LF
LEADFREE

RoHS Compliant



PART NO. H-D-3Xxx

DWG NO. H-D-3Xxx

FILE NO.

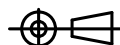
UNIT / mm

SCALE 1:1

APPROVED BY CY

DRAWING BY

PROJECTION



TOLERANCES ARE

.X ±0.3
.XX ±0.2
.XXX
AWG

DESCRIPTION:

PIN HEADER 2.54*2.54mm
STRAIGHT TYPE, TRIPLE ROWS

AREA

REVISIONS

HK

DATE

煜倫股份有限公司