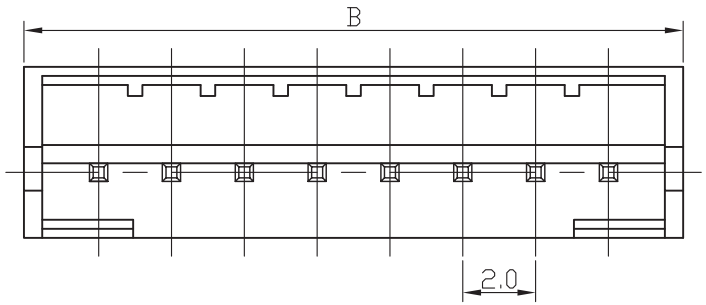

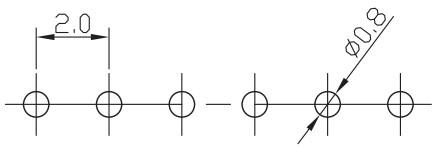

RECOMMENDED P.C.BOARD HOLE DIMM.

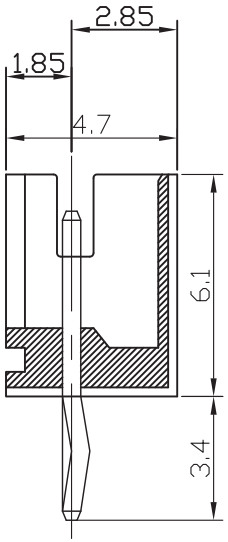

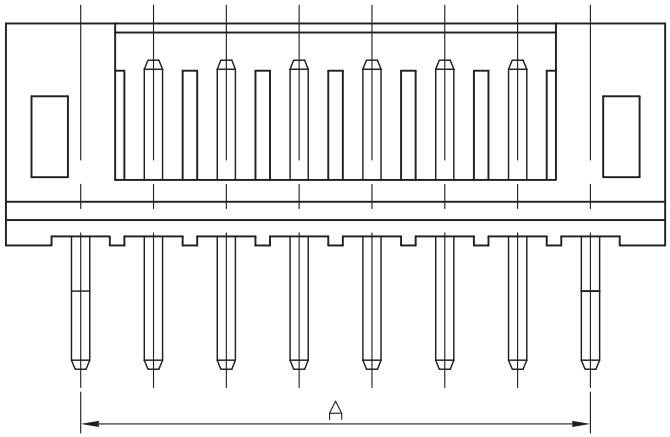

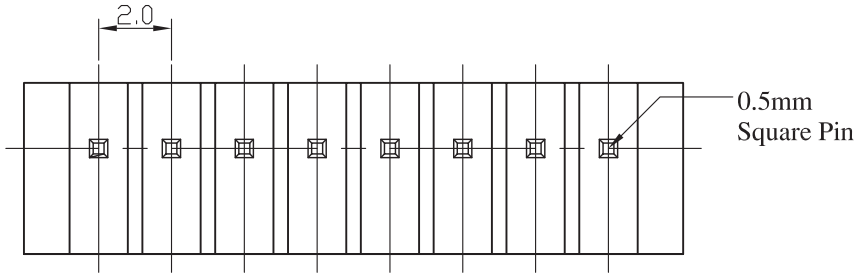

Specifications

Electrical

Voltage Rating: 100V(AC)
Current Rating: 2A
Contact Resistance: 20m Ω max.
Dielectric Withstandeing Voltage: 800V AC/1min.
Insulation Resistance: 1000m Ω min.

Material

Circuits: 2~16
Insulator: Nylon 66 UL 94V-0
Color: White or Natural
Contact: Brass 0.50mm(0.20") Square Pin
Plating: Tin or Gold Plated
Temperature Range: -25° C~+85° C
Applicable PC Board Thickness: 0.8 to 1.6mm

Poles	Dimension mm (in.) A	Dimension mm (in.) B	Part No.	Note.
2	2.0(0.079)	6.1(0.240)	PH-Dxx-02	
3	4.0(0.157)	8.1(0.318)	PH-Dxx-03	
4	6.0(0.236)	10.1(0.397)	PH-Dxx-04	
5	8.0(0.315)	12.1(0.476)	PH-Dxx-05	
6	10.0(0.394)	14.1(0.555)	PH-Dxx-06	
7	12.0(0.472)	16.1(0.634)	PH-Dxx-07	
8	14.0(0.551)	18.1(0.713)	PH-Dxx-08	
9	16.0(0.630)	20.1(0.791)	PH-Dxx-09	
10	18.0(0.709)	22.1(0.870)	PH-Dxx-10	
11	20.0(0.787)	24.1(0.949)	PH-Dxx-11	
12	22.0(0.886)	26.1(1.028)	PH-Dxx-12	
13	24.0(0.945)	28.1(1.106)	PH-Dxx-13	
14	26.0(1.024)	30.1(1.185)	PH-Dxx-14	
15	28.0(1.102)	32.1(1.263)	PH-Dxx-15	
16	30.0(1.181)	34.1(1.343)	PH-Dxx-16	

RoHS Compliant

MORETHANALL
PCB CONNECTORS
Cable ASSEMBLIES
煜倫股份有限公司
www.morethanall.com

DRAWING BY CY		TOLERANCES ARE
CHECKED BY GENIUS		X. ± .X ± 0.30 .XX ± 0.20 .XXX ± ANG ± 1°
UNIT / mm	SCALE 1 : 1	
DATE		
SIZE A4	PPOJECTION	



ORDER INFORMATION

PH-Dxx-xx-LF

SERIES
DIP 180°
RD:RED
BL:BLUE
02~16WAY
LEADFREE

DESCRIPTION: 2.0mm Wire-to-Board Header DIP 180° Type