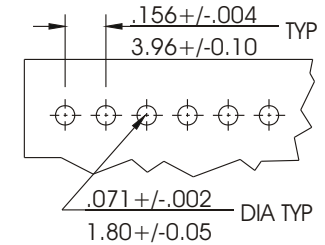
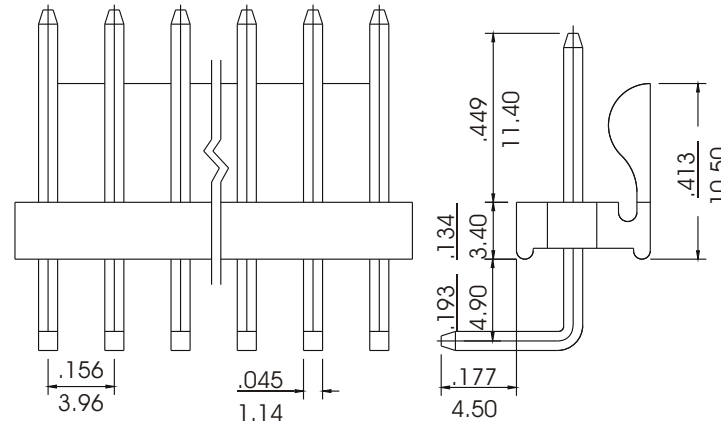
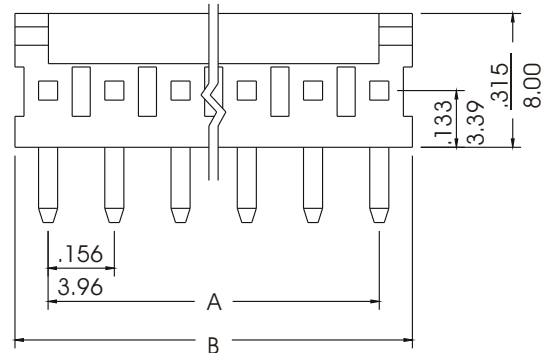


- \* Material: Nylon UL 94V-2 or UL94V-0
- \* Contact : Copper alloy, 1.14mm square pin  
Tin-plated or gold-flash
- \* Current rating : 4A, AC/DC
- \* Voltage rating : 250V, AC/DC
- \* 2-24 circuits available

**KT-R-xx-LF**  
LEADFREE  
**RoHS Compliant**



RECOMMENDED PCB LAYOUT

Dimensional information - inch/mm

Circuits	Dim. A		Dim. B		Circuits	Dim. A		Dim. B	
	inch	mm	inch	mm		inch	mm	inch	mm
2	0.156	3.96	0.312	7.92	14	2.027	51.48	2.183	55.44
3	0.312	7.92	0.468	11.88	15	2.183	55.44	2.339	59.40
4	0.468	11.88	0.624	15.84	16	2.339	59.40	2.494	63.36
5	0.624	15.84	0.780	19.80	17	2.494	63.36	2.650	67.32
6	0.780	19.80	0.935	23.76	18	2.650	67.32	2.806	71.28
7	0.935	23.76	1.091	27.72	19	2.806	71.28	2.962	75.24
8	1.091	27.72	1.247	31.68	20	2.962	75.24	3.118	79.20
9	1.247	31.68	1.403	35.64	21	3.118	79.20	3.274	83.16
10	1.403	35.64	1.559	39.60	22	3.274	83.16	3.430	87.12
11	1.559	39.60	1.715	43.56	23	3.430	87.12	3.586	91.08
12	1.715	43.56	1.871	47.52	24	3.586	91.08	3.742	95.04
13	1.871	47.52	2.027	51.48					



PART NO. **KT-R-xx**

DWG NO. **KT-R-xx**

FILE NO.

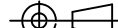
UNIT / mm

SCALE 1:1

CHECKED BY CY

DRAWING BY

PROJECTION



TOLERANCES ARE

.X ± 0.2  
.XX ±  
.XXX ±  
AWG

DESCRIPTION:

AREA

REVISIONS

HK

DATE

焯倫股份有限公司