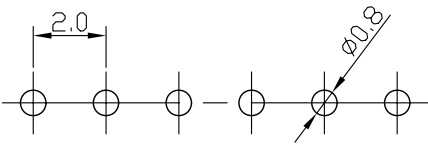
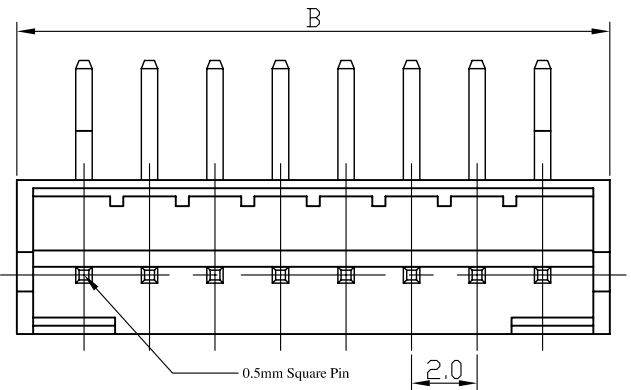


1 2 3 4 5 6 7 8 9 0

J
I
H
G
F
E
D
C
B
A



RECOMMENDED P.C. BOARD HOLE DIMM.

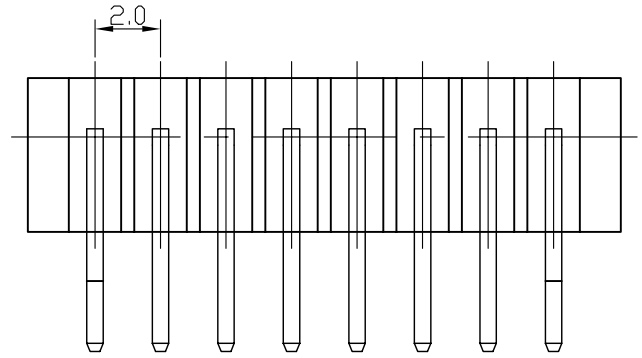
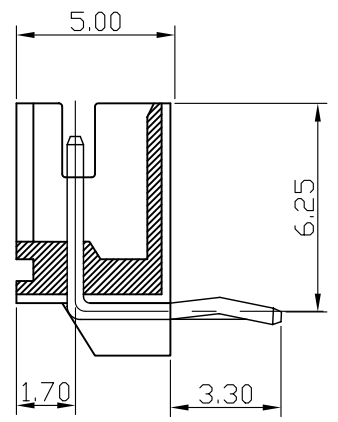
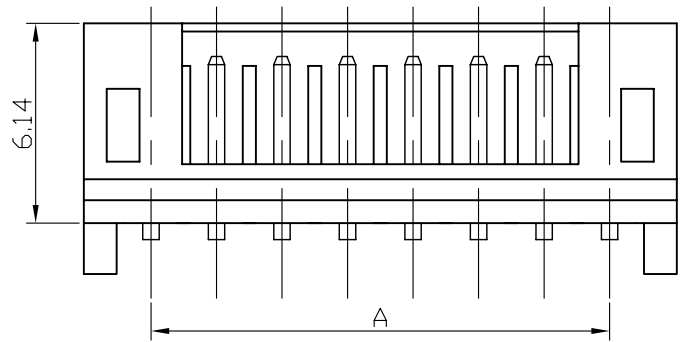
Specifications

Electrical

- Voltage Rating: 100V(AC)
- Current Rating: 2A
- Contact Resistance: 20mΩ max.
- Dielectric Withstanding Voltage: 800V AC/1min.
- Insulation Resistance: 1000MΩ min.

Material

- Circuits: 2~20
- Insulator: Nylon 66 UL 94V-0
- Color: White or Natural
- Contact: Brass 0.50mm(0.20") Square Wire Pins
- Plating: Tin or Gold Plated
- Temperature Range: -25° C~+85° C
- Applicable PC Board Thickness: 0.8 to 1.6mm



PH-R-xx-LF
LEADFREE

RoHS Compliant

Poles	Dimension mm (in.)		Part No.
	A	B	
2	2.0(0.079)	6.04(0.237)	PH-R-02
3	4.0(0.157)	8.04(0.316)	PH-R-03
4	6.0(0.236)	10.04(0.395)	PH-R-04
5	8.0(0.315)	12.04(0.473)	PH-R-05
6	10.0(0.394)	14.06(0.473)	PH-R-06
7	12.0(0.472)	16.06(0.631)	PH-R-07
8	14.0(0.551)	18.08(0.711)	PH-R-08
9	16.0(0.630)	20.08(0.790)	PH-R-09
10	18.0(0.709)	22.10(0.870)	PH-R-10
11	20.0(0.787)	24.10(0.949)	PH-R-11
12	22.0(0.886)	26.12(1.027)	PH-R-12
13	24.0(0.945)	28.12(1.106)	PH-R-13
14	26.0(1.024)	30.14(1.203)	PH-R-14
15	28.0(1.102)	32.14(1.283)	PH-R-15
16	30.0(1.181)	34.14(1.363)	PH-R-16
17	32.0(1.259)	36.16(1.424)	PH-R-17
18	34.0(1.338)	38.16(1.502)	PH-R-18
19	36.0(1.417)	40.16(1.581)	PH-R-19
20	38.0(1.496)	42.16(1.660)	PH-R-20



PART NO. PH-R-xx

DWG NO. PH-R-xx

FILE NO.

APPROVED BY CY

DRAWING BY

TOLERANCES ARE
.X ± 0.5
.XX ± 0.1
.XXX
AWG

DESCRIPTION:
AREA

2.0mm Wire-to-Board Header
DIP 90° Type
REVISIONS
HK
DATE

煜倫股份有限公司

UNIT / mm

SCALE 1:1

PROJECTION

