

NOTE:

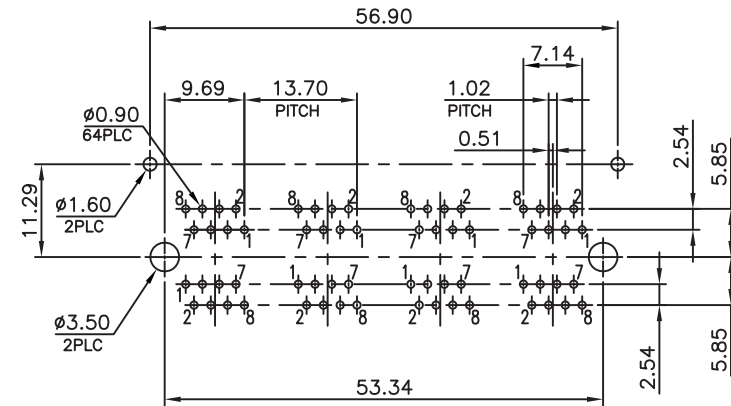
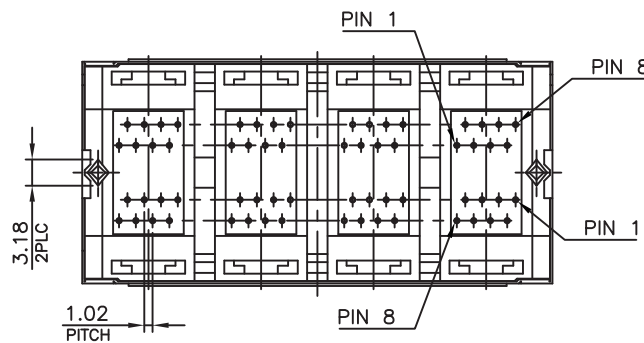
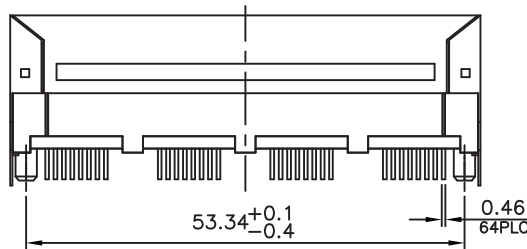
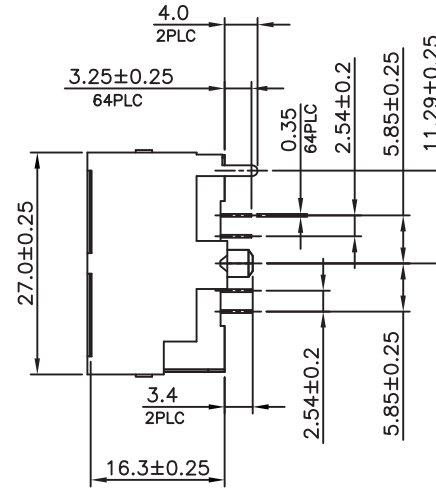
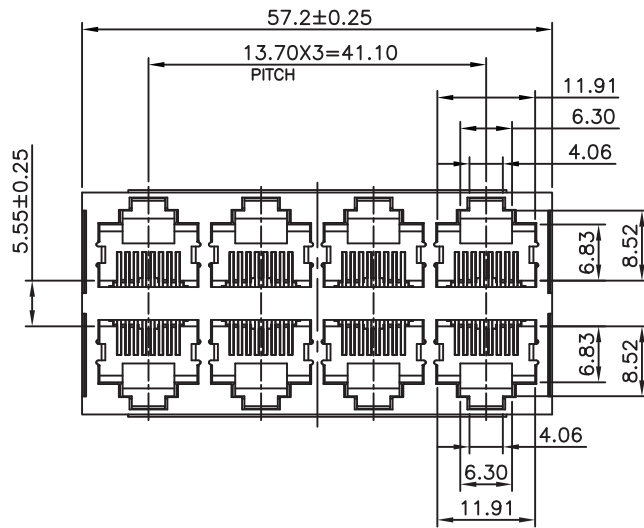
CAVITY CONFIRMS TO FCC RULES AND REGULATIONS PART 68, SUBPART F.

1. MATERIAL:

- 1.1 HOUSING: PBT, WITH GLASS FIBER, UL94V-0, STANDARD COLOR-BLACK.
- 1.2 INSERT HOUSING: PBT, WITH GLASS FIBER, UL94V-0, STANDARD COLOR-BLACK.
- 1.3 COVER: PBT, WITH GLASS FIBER, UL94V-0, STANDARD COLOR-BLACK.
- 1.4 CONTACTS: PHOSPHOR BRONZE.
- 1.5 SHELL: BRASS.

2. FINISH:

- 2.1 CONTACTS: GOLD PLATED ON CONTACT AREA, GOLD FLASH ON SOLDER TAIL, 1.27μm [50μ"] MIN. NICKEL UNDERPLATED OVERALL.
- 2.2 SHELL: 0.508μm [20μ"] MIN. NICKEL PLATED.



RECOMMENDED PCB LAYOUT  
PCB THICKNESS: 1.6mm  
TOLERANCE: ±0.05mm (TOP VIEW)

RoHS Compliant

TOLERANCES ARE

**MORETHANALL**  
PCB CONNECTORS  
Cable ASSEMBLIES

DRAWING BY CY

CHECKED BY GENIUS

UNIT/ mm SCALE 1:1

DATE

SIZE A4

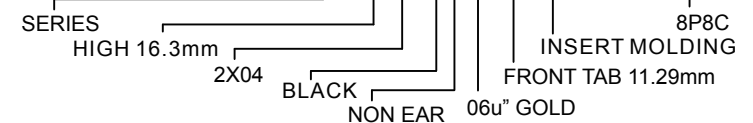
X. ±  
.X ±  
.XX ±  
.XXX ±  
ANG ±

P PROJECTION



ORDER INFORMATION

MJDF16B4-KX06A11IM-0808



DESCRIPTION:

煜倫股份有限公司

www.morethanall.com