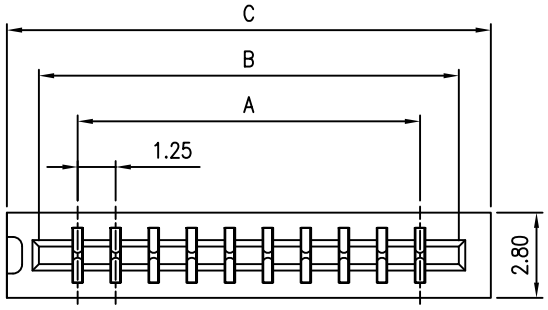


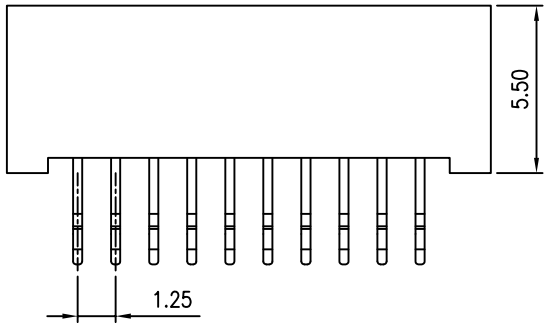


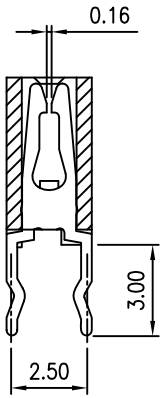


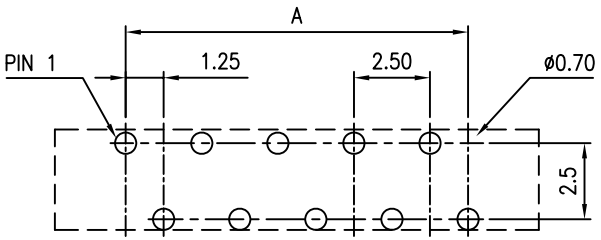


RECOMMENDED PCB LAYOUT

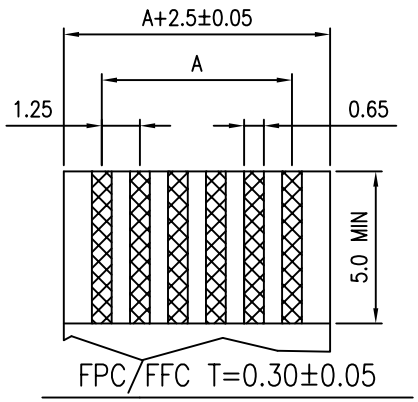


## MATERIAL

INSULATOR: GLASS-REINFORCED THERMOPLASTIC.
CONTACT: COPPER ALLOY.
PLATING: TIN/LEAD PLATED OVER NICKEL

## ELECTRICAL

CURRENT RATING: 0.5 AMP.
DIELECTRIC WITHSTANDING VOLTAGE: 500 VAC MIN.
INSULATION RESISTANCE: 1000 MEGAOHMS MIN.
CONTACT RESISTANCE: 30 MILLIOHMS MAX.

## ENVIRONMENTAL

TEMPERATURE RANGE: -40°C TO 105°C.

## DIMENSION TABLE

| Circuits | Dimension | | | Circuits | Dimension | | |
|---|---|---|---|---|---|---|---|
| | A | B | C | | A | B | C |
| 2 | 1.25 | 3.80 | 5.90 | 20 | 23.75 | 26.30 | 28.40 |
| 3 | 2.50 | 5.05 | 7.15 | 21 | 25.00 | 27.55 | 29.65 |
| 4 | 3.75 | 6.30 | 8.40 | 22 | 26.25 | 28.80 | 30.90 |
| 5 | 5.00 | 7.55 | 9.65 | 23 | 27.50 | 30.05 | 32.15 |
| 6 | 6.25 | 8.80 | 10.90 | 24 | 28.75 | 31.30 | 33.40 |
| 7 | 7.50 | 10.05 | 12.15 | 25 | 30.00 | 32.55 | 34.65 |
| 8 | 8.75 | 11.30 | 13.40 | 26 | 31.25 | 33.80 | 35.90 |
| 9 | 10.00 | 12.55 | 14.65 | 27 | 32.50 | 35.05 | 37.15 |
| 10 | 11.25 | 13.80 | 15.90 | 28 | 33.75 | 36.30 | 38.40 |
| 11 | 12.50 | 15.05 | 17.15 | 29 | 35.00 | 37.55 | 39.65 |
| 12 | 13.75 | 16.30 | 18.40 | 30 | 36.25 | 38.80 | 40.90 |
| 13 | 15.00 | 17.55 | 19.65 | 31 | 37.50 | 40.05 | 42.15 |
| 14 | 16.25 | 18.80 | 20.90 | 32 | 38.75 | 41.30 | 43.40 |
| 15 | 17.50 | 20.05 | 22.15 | 33 | 40.00 | 42.55 | 44.65 |
| 16 | 18.75 | 21.30 | 23.40 | 34 | 41.25 | 43.80 | 45.90 |
| 17 | 20.00 | 22.55 | 24.65 | 35 | 42.50 | 45.05 | 47.15 |
| 18 | 21.25 | 23.80 | 25.90 | 36 | 43.75 | 46.30 | 48.40 |
| 19 | 22.50 | 25.05 | 27.15 | | | | |

RoHS Compliant

MORETHANALL PCB CONNECTORS Cable ASSEMBLIES
煜倫股份有限公司
www.morethanall.com

| | | |
|---|---|---|
| DRAWING BY CY | | TOLERANCES ARE |
| CHECKED BY GENIUS | | X. ± |
| UNIT / mm | SCALE 1 : 1 | .X ± 0.30 |
| DATE | | .XX ± 0.20 |
| | | .XXX ± 0.10 |
| SIZE A4 | PPOJECTION | ANG ± 1° |



**ORDER INFORMATION**

FPB-DL2R-xx-LF

SERIES
DIP 180°
NON ZIF
DUAL CONTACT
R TYPE FOOT
02~36WAY
LEADFREE

DESCRIPTION: FPC/FFC 1.25 NON ZIF 180° DIP SPECIAL PCB LAYOUT