

### SPECIFICATIONS

#### Electrical

Voltage Rating: 100V AC, DC  
 Current Rating: 2A AC, DC  
 Withstand Voltage: 800V AC/ min  
 Insulation Resistance: 1000MΩ / min  
 Temperature Range: -25°C ~ +85°C

#### Material

Wafer: High Temperature Plastic Nylon 6T UL94V-0  
 Pin: High Strength Brass With Tin Over Nickel Plated  
 Applicable PC Board Thickness: 0.8 ~ 1.6mm  
 Contact Resistance: Initial Value / 10mΩ max.  
 After environmental testing 20mΩ max.

CKT.	A	B	C
2	2.00	8.00	4.80
3	4.00	10.00	6.80
4	6.00	12.00	8.80
5	8.00	14.00	10.80
6	10.00	16.00	12.80
7	12.00	18.00	14.80
8	14.00	20.00	16.80
9	16.00	22.00	18.80
10	18.00	24.00	20.80
11	20.00	26.00	22.80
12	22.00	28.00	24.80
13	24.00	30.00	26.80
14	26.00	32.00	28.80
15	28.00	34.00	30.80
16	30.00	36.00	32.80

PH-VR-xx-LF

LEADFREE

02-16WAY

RoHS Compliant

**MORETHANALL**  
CONNECTORS  
ASSEMBLIES

PART NO. PH-VR-xx

DWG NO. PH-VR-xx

FILE NO.

CHECKED BY CY

DRAWING BY

TOLERANCES ARE

.X ± 0.2  
.XX ±  
.XXX ±  
AWG

DESCRIPTION:

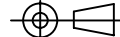
2.0mm Wire-to-Board Header  
SMD 180° SM3 Type

煜倫股份有限公司

UNIT / mm

SCALE 1:1

PROJECTION

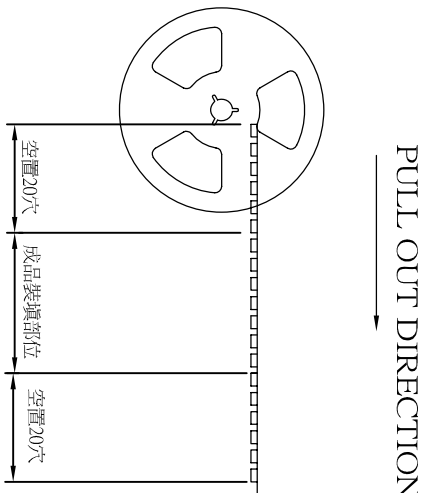
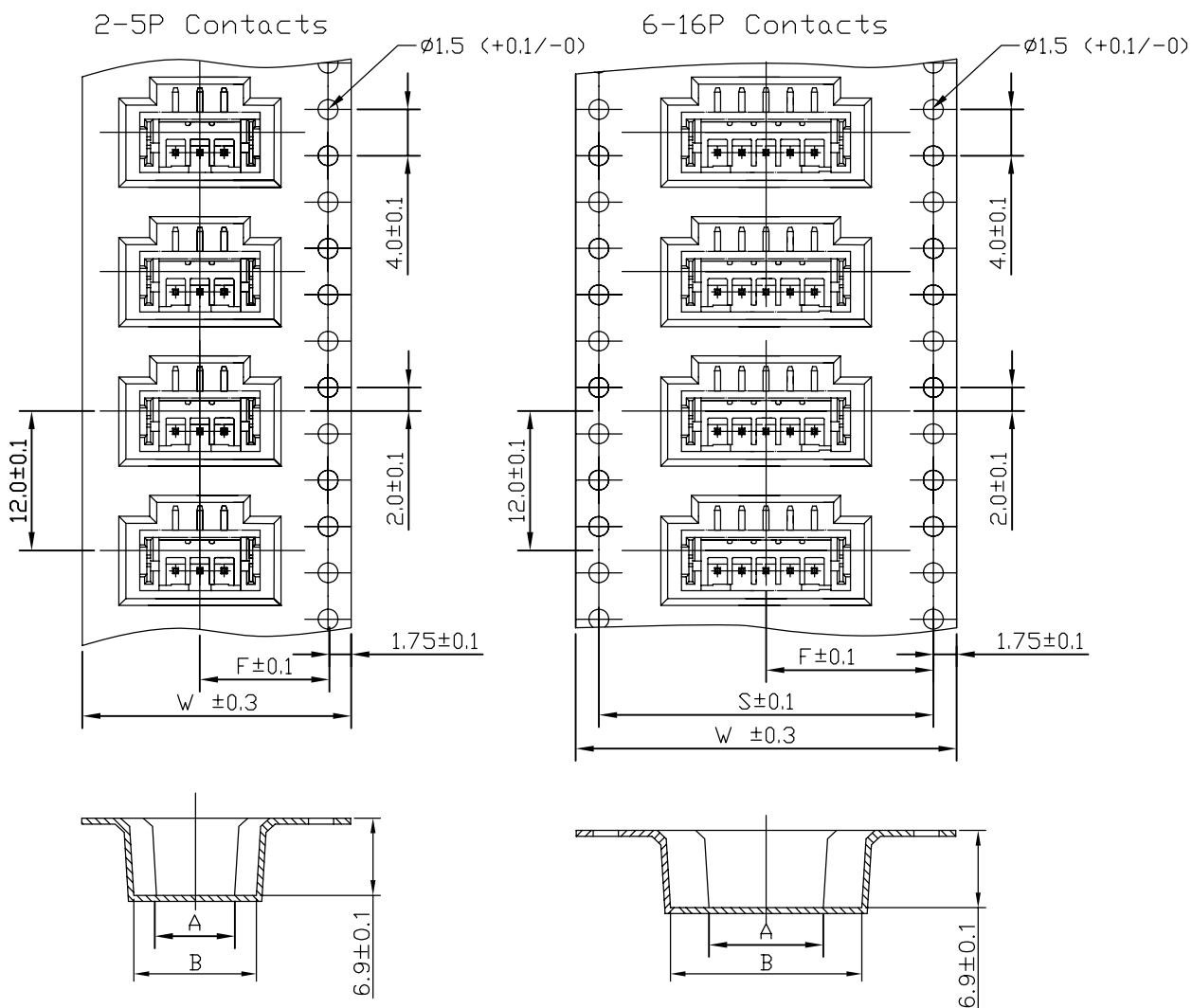


AREA

REVISIONS

HK

DATE



P=Poles	W	F	S	Q'TY/Reel
02	24	11.5		1000PCS
03	24	11.5		1000PCS
04	24	11.5		1000PCS
05	24	11.5		1000PCS
06	32	14.2	28.4	1000PCS
07	32	14.2	28.4	1000PCS
08	32	14.2	28.4	1000PCS
09	32	14.2	28.4	1000PCS
10	44	20.2	40.4	1000PCS
11	44	20.2	40.4	1000PCS
12	44	20.2	40.4	1000PCS
13	44	20.2	40.4	1000PCS
14	44	20.2	40.4	1000PCS
15	56	26.2	52.4	1000PCS
16	56	26.2	52.4	1000PCS

$A = (P-1) \times 2 + 1.5 \text{mm}$   
 $B = (P-1) \times 2 + 6.4 \text{mm}$

$A = (P-1) \times 2 + 1.5 \text{mm}$   
 $B = (P-1) \times 2 + 6.4 \text{mm}$

  
**MORETHANALL**  
 CONNECTORS  
 ASSEMBLIES

PART NO. PH-VR-xx

DWG NO. PH-VR-xx

CHECKED BY CY

TOLERANCES ARE

DESCRI P TION: 2.0mm Wire-to-Board Header SMT  
 180° Type Tape&Reel

FILE NO.

DRAWING BY

.X ±  
 .XX ±  
 .XXX ±  
 AWG

AREA	REVISIONS	HK	DATE
------	-----------	----	------

煜倫股份有限公司

UNIT / mm SCALE 1:1

PROJECTION 