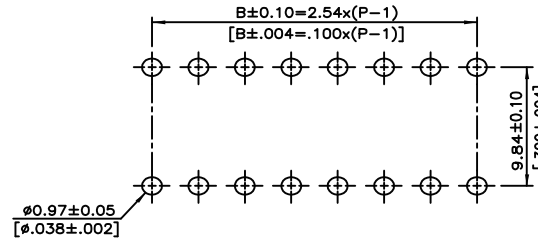
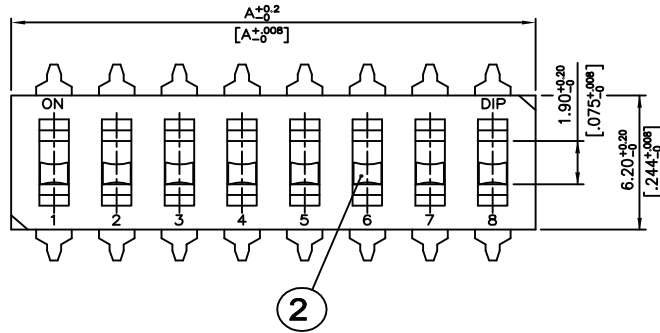


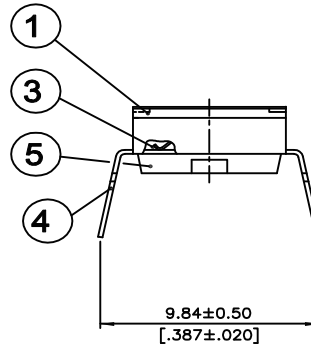
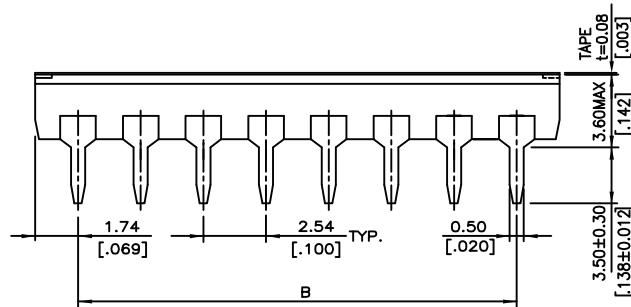

- NOTE:**
1. ALL DIMENSIONS ARE IN MILLIMETERS, BRACKETED DIMENSIONS ARE IN INCHES.
 2. GENERAL TOLERANCES: 10mm OVER - ± 0.20 mm.
10mm BELOW - ± 0.10 mm.
 3. SW-SC04-01~03 ARE WITHOUT "DIP" PRINTING.



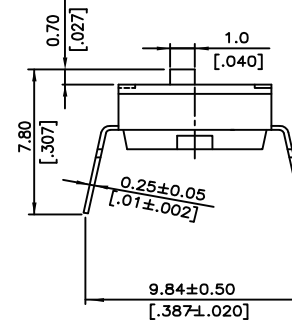
P.C.B. LAYOUT

12	31.42[1.237]	27.94[1.100]
10	26.34[1.037]	22.86[.900]
9	23.80[.937]	20.32[.800]
8	21.26[.837]	17.78[.700]
7	18.72[.737]	15.24[.600]
6	16.18[.637]	12.70[.500]
5	13.64[.537]	10.16[.400]
4	11.10[.437]	7.62[.300]
3	8.56[.337]	5.08[.200]
2	6.02[.237]	2.54[.100]
1	3.48[.137]	—
NO. OF POS.	DIM. A	DIM. B

SCHEMATIC(TYP.)



SW-SC04X-xx



SW-SC04-xx

RoHS Compliant

TOLERANCES ARE

MORETHANALL
PCB CONNECTORS
Cable ASSEMBLIES

DRAWING BY CY

CHECKED BY GENIUS

UNIT / mm


SCALE 1 : 1

DATE

SIZE A4

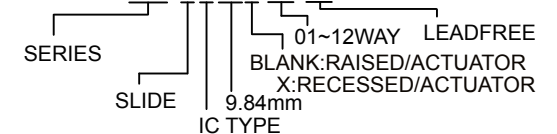
PPOJECTION

X, ±
.X ±
.XX ±
.XXX ±
ANG ±



ORDER INFORMATION

SW-SC04x-xx-LF



煜倫股份有限公司

www.morethanall.com

DESCRIPTION: