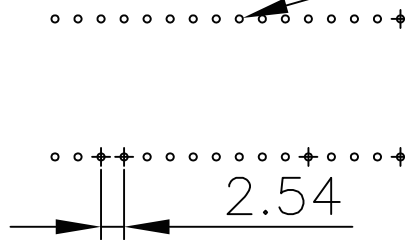


P.C.B. Layout $\varnothing 0.80$



No. of Positions	A	B
8	10.16	7.62
14	17.78	15.24
16	20.32	17.78
18	22.86	20.32
20	25.40	22.86
24	30.48	27.94
28	35.56	33.02

Technical Data

Material:

Pin(outer sleeve): Brass,machined CuZn38Pb2

Plating(outer sleeve):

Tin plated:2um/80u" Ni, 5um/200u" Sn

Gold Plated:2um/80u" Ni,Full gold

Insulator(black): Glass filled thermoplastic polyester
UL94V-0

Electrical:

Current rating: 3Amps/contact max.

Contact resistance: $\leq 4m\Omega$ /contact

Insulation resistance: $\geq 1000M\Omega$ at V=100V

Operaing voltage: 60VAC/DC

Mechanical:

Operaing temperatures: Gold Plsted:-55°C to+125°C

Tin plated:-40°C to+105°C

Soldering temperature: +240°C,10s max.

RoHS Compliant

TOLERANCES ARE

MORETHANALL
PCB CONNECTORS
Cable ASSEMBLIES

煜倫股份有限公司

www.morethanall.com

DRAWING BY CY

CHECKED BY GENIUS


UNIT/ mm SCALE 1:1

DATE

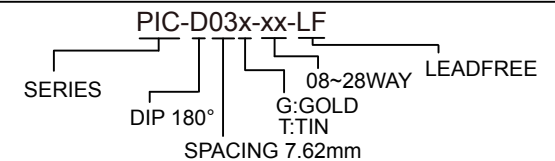
SIZE A4

P PROJECTION

X. ± 0.25
.X ± 0.10
.XX ± 0.01
.XXX ± 0.005
ANG $\pm 1^\circ$



ORDER INFORMATION



DESCRIPTION: