


RoHS Compliant

TOLERANCES ARE

MORETHANALL
PCB CONNECTORS
Cable ASSEMBLIES

DRAWING BY CY
CHECKED BY GENIUS
UNIT / mm SCALE 1 : 1
DATE

X, ±
.X ±
.XX ±
.XXX ±
ANG ±



ORDER INFORMATION

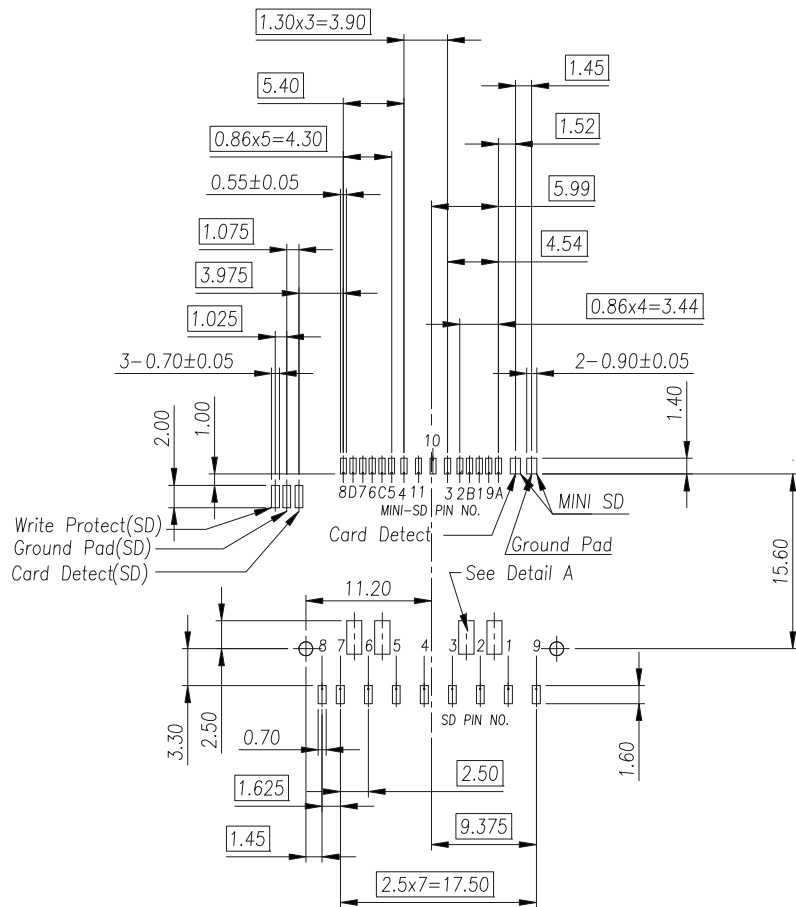
MHC-W22-601-LF
SERIES | LEADFREE
6 IN 1
POST TO POST 22.40mm
90°SMT

煜倫股份有限公司

www.morethanall.com

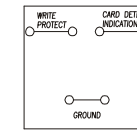
SIZE A4 PPROJECTION

DESCRIPTION: SD/MMC(&4.0)/MINI SD/RS MMC(&4.0) PLASTIC TYPE 6 IN 1 CONNECTOR

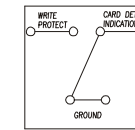


P.C.B Layout (Top View)

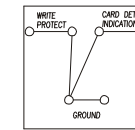
SD & MMC & RS MMC		MINI SD		MMC 4.0	
PIN	NAME	PIN	NAME	PIN	NAME
1	CD/DAT3	1	CD/DAT3	A	DAT4
2	CMD/DI	2	CMD/DI	B	DAT5
3	VSS1	3	VSS1	C	DAT6
4	VDD	4	VDD	D	DAT7
5	CLK/SCLK	5	CLK/SCLK		
6	VSS2	6	VSS2		
7	DAT0	7	DAT0		
8	DAT1	8	DAT1		
9	DAT2	9	DAT2		
		10			
		11			



WITHOUT CARD



CARD INSERTED
WRITE PROTECT : LOCK



CARD INSERTED
WRITE PROTECT : UNLOCK

NOTES:

1.Material:

Housing:Thermoplastic UL94V-0

Color:Black

Contact:Phosphor Bronze.

Tin/Lead 100u" at Solder Tail,See

"Ordering Information" for Contact

Area Plating

Cover:Phosphor Bronze, Nickel plating for all.

2.Specification:

A.Electrical Characteristics:

A-1.Contact Resistance: 40 Milliohms Max.

A-2.Dielectric Withstanding Voltage:

500 VAC Max With 1 Minute

A-3.Insulation Resistance:1000 Megaohms Min.

A-4.Current Rating:1 A AC/DC MAX.

Rated Voltage:500 V RMS Min.

B.Mechanical Characteristics:

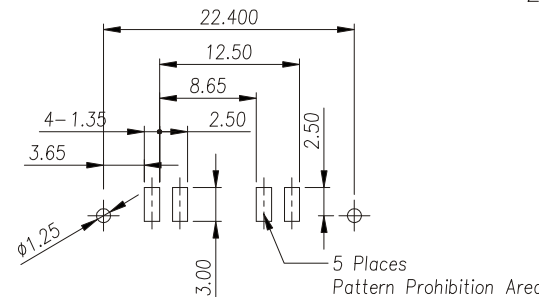
B-1.Insertion Force:9.80 N Max.

B-2.Separation Force:1.00 N Min.


B-3.Contact Retaintion Force:0.98 N Min.

Per Contact

B-4.Operating Temperature:-20°C~+60°C



Detail A



RoHS Compliant

TOLERANCES ARE

MORETHANALL
PCB CONNECTORS
Cable ASSEMBLIES
煜倫股份有限公司

DRAWING BY CY

X, ±

CHECKED BY GENIUS

.X ±

UNIT / mm

SCALE 1 : 1

.XXX ±

DATE

ANG ± 1°

SIZE A4

PJECTION

ORDER INFORMATION

MHC-W22-601-LF

SERIES LEADFREE

6 IN 1

POST TO POST 22.40mm

90°SMT

DESCRIPTION: SD/MMC(&4.0)/MINI SD,RS MMC(&4.0) PLASTIC TYPE 6 IN 1 CONNECTOR

www.morethanall.com