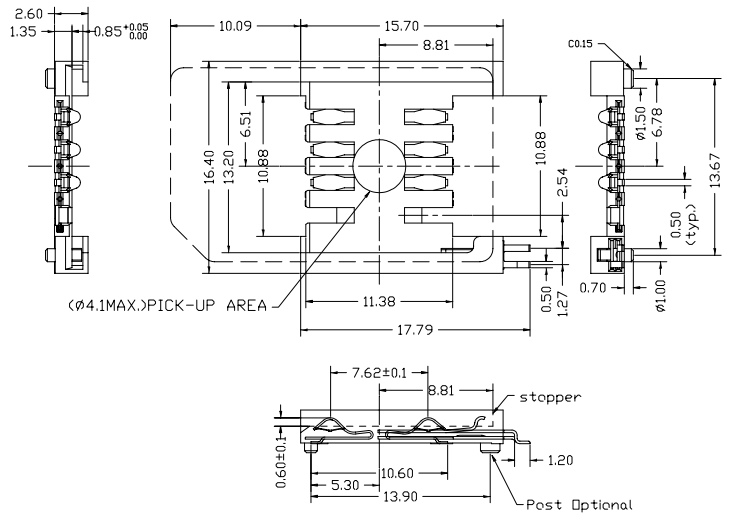

Unit: mm; Tolerances: ± 0.10mm
Mechanical outline dimension

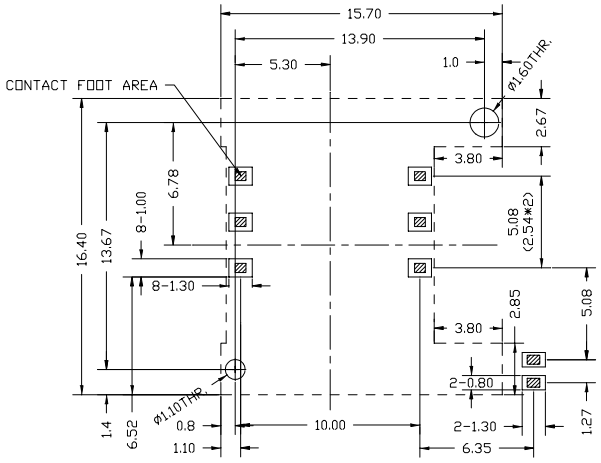

Unit: mm; Tolerances: ± 0.10mm
Reference dimension for PCB layout

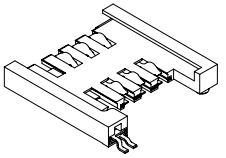

TECHNICAL CHARACTERISTICS

1. General Characteristics
   - Dimensions: 15.70L x16.40 W x 2.60H mm
   - Weight: Approx. 0.45 g
   - Contact principle: Friction technology
   - Operating position: Shaft up / Down / Horizontal
   - Mounting System: SMT (Post optional)
   - Durability: 10,000 cycles min.
2. Mechanical Characteristics:
   - Insulation material: Thermoplastic, UL 94V-0
3. Electrical Characteristics
   - Number of contacts (optional): 6, 8 pins
   - Switch type: Blade
   - Operation: Normally open
   - Contact resistance: 50 mOhm typical, 100 mOhm max.
   - Insulation resistance: > 1000 MOHM / 500 VDC
4. Solderability
   - Wave: Not applicable
   - Vaporphase: 215°C, 30 sec. Max.
   - IR reflow: 230°C, 15 sec. Max.
   - Manual soldering: 360°C, 3 sec. Max.
5. Environmental Characteristics
   - Operating temperature: - 40°C ~ + 85°C
   - Operating humidity: 10 % ~ 95 % RH
   - Storage temperature: - 40°C ~ + 85°C
   - Storage humidity: 10 % ~ 95 % RH
   - Thermal shock: - 40°C ~ + 85°C, 5 cycles
   - Damp Heat: 40°C, 90 % RH, 500HR.
   - Salt-mist: 35°C, 5%, NaCl , 48H.

RoHS Compliant

MORETHANALL PCB CONNECTORS Cable ASSEMBLIES
煜倫股份有限公司
www.morethanall.com

DRAWING BY CY		TOLERANCES ARE
CHECKED BY GENIUS		X. ±
UNIT / mm	SCALE 1 : 1	.X ±
		.XX ±
DATE		.XXX ±
		ANG ±
SIZE A4	PPOJECTION	



ORDER INFORMATION

SCU-W1026PB-06-LF

- SERIES
- 90°SMT
- POST
- BODY HIGH 2.6mm
- PAD TO PAD 10.0mm
- OPEN SWITCH
- 06WAY
- LEADFREE

DESCRIPTION: