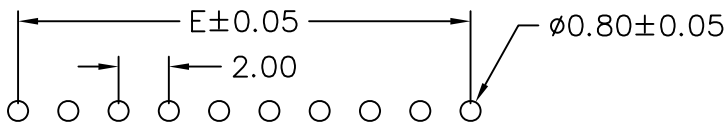
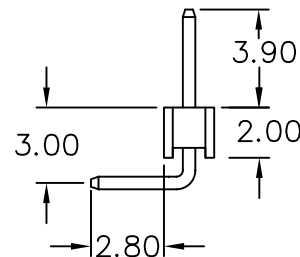
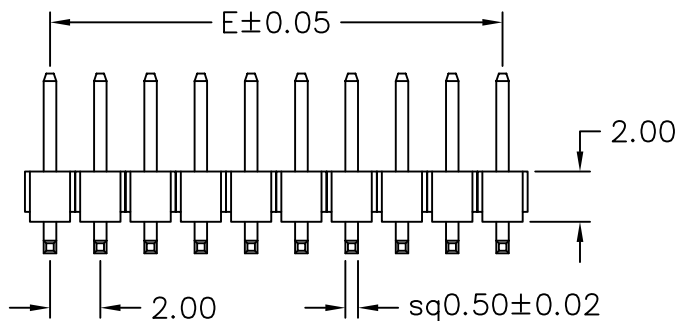
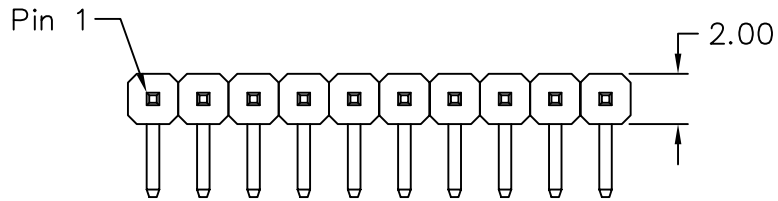


1 2 3 4 5 6 7 8 9 0

J  
I  
H  
G  
F  
E  
D  
C  
B  
A



Recommended P.C.B Layout

**MATERIAL**

Insulator : 30% Glass fiber PBT  
Contact Pin : Brass

**SPECIFICATION**

Current Rate : 1 AMP  
Insulation Resistance : 5000MΩMin. at DC 500V  
Contact Resistance : 20mΩMax. at DC 100mA  
Dielectric Voltage : AC 500V for one minute  
Operation Temperature : -40°C to + 105°C

M-R-1Xxx-LF  
LEADFREE

RoHS Compliant

POLES	DIM E	POLES	DIM E
2	2.00	21	40.00
3	4.00	22	42.00
4	6.00	23	44.00
5	8.00	24	46.00
6	10.00	25	48.00
7	12.00	26	50.00
8	14.00	27	52.00
9	16.00	28	54.00
10	18.00	29	56.00
11	20.00	30	58.00
12	22.00	31	60.00
13	24.00	32	62.00
14	26.00	33	64.00
15	28.00	34	66.00
16	30.00	35	68.00
17	32.00	36	70.00
18	34.00	37	72.00
19	36.00	38	74.00
20	38.00	39	76.00
		40	78.00



PART NO. M-R-1Xxx

DWG NO. M-R-1Xxx

FILE NO.

UNIT / mm

SCALE 1:1

APPROVED BY CY

DRAWING BY

PROJECTION

TOLERANCES ARE  
.0 =±.30  
.00 =±.20  
.000 =±.XXX  
.0000=±.  
ANG.=±3°

DESCRIPTION:

PIN HEADER 2.00\*2.00mm  
RIGHT ANGLE TYPE, SINGLE ROW

AREA REVISIONS HK DATE

焯倫股份有限公司