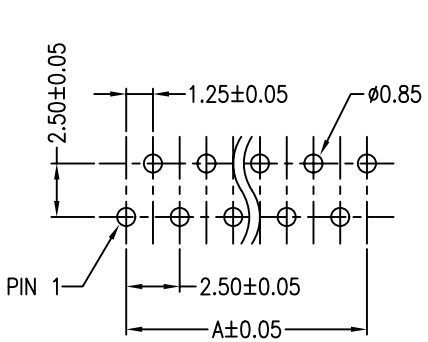
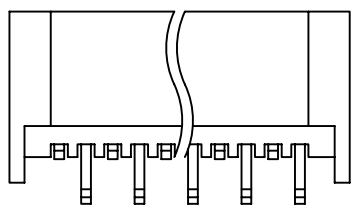


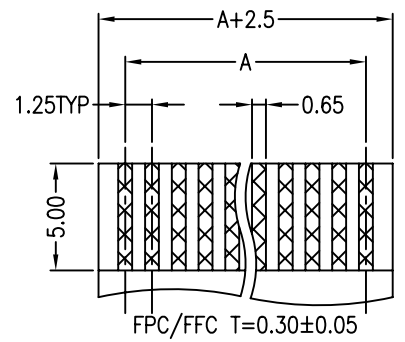
MATERIAL
 INSULATOR: GLASS-REINFORCED THERMOPLASTIC.
 CONTACT: PHOSPHOR BRONZE.
 PLATING: TIN PLATED OVER NICKEL.

SPECIFICATION
 VOLTAGE RATING: 250 VAC RMS.
 CURRENT RATING: 1 AMP.
 DIELECTRIC WITHSTANDING VOLTAGE: 1000 VAC RMS 60 Hz.
 FOR 1 MINUTE.
 INSULATION RESISTANCE: 5000 MEGOHMS MIN AT 500 VDC.
 CONTACT RESISTANCE: 25 MILLIOHMS MAX.
 DURABILITY: 20 CYCLES.

ENVIRONMENTAL
 TEMPERATURE RANGE: -40°C TO +105°C.



STANDARD PCB LAYOUT



Circuit	Dimension			Circuit	Dimension		
	A	B	C		A	B	C
4	3.75	6.30	8.40	21	25.00	27.55	29.65
5	5.00	7.55	9.65	22	26.25	28.80	30.90
6	6.25	8.80	10.90	23	27.50	30.05	32.15
7	7.50	10.05	12.15	24	28.75	31.30	33.40
8	8.75	11.30	13.40	25	30.00	32.55	34.65
9	10.00	12.55	14.65	26	31.25	33.80	35.90
10	11.25	13.80	15.90	27	32.50	35.05	37.15
11	12.50	15.05	17.15	28	33.75	36.30	38.40
12	13.75	16.30	18.40	29	35.00	37.55	39.65
13	15.00	17.55	19.65	30	36.25	38.80	40.90
14	16.25	18.80	20.90	31	37.50	40.05	42.15
15	17.50	20.05	22.15	32	38.75	41.30	43.40
16	18.75	21.30	23.40	33	40.00	42.55	44.65
17	20.00	22.55	24.65	34	41.25	43.80	45.90
18	21.25	23.80	25.90	35	42.50	45.05	47.15
19	22.50	25.05	27.15	36	43.75	46.30	48.40
20	23.75	26.30	28.40				

MORETHANALL
 CONNECTORS
 ASSEMBLIES

PART NO. FPB-RLAL-xx

DWG NO. FPB-RLAL-xx

APPROVED BY CY

FILE NO.

DRAWING BY

TOLERANCES ARE
 .X ± 0.3
 .XX ± 0.2
 .XXX ± 0.1
 AWG

DESCRIPTION: FPC/FFC 1.25 NON ZIF SIDE ENTRY UPPER CONTACT

焜倫股份有限公司

UNIT / mm

SCALE 1:1

PROJECTION

AREA

REVISIONS

HK

DATE