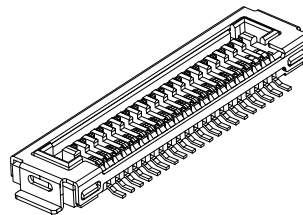
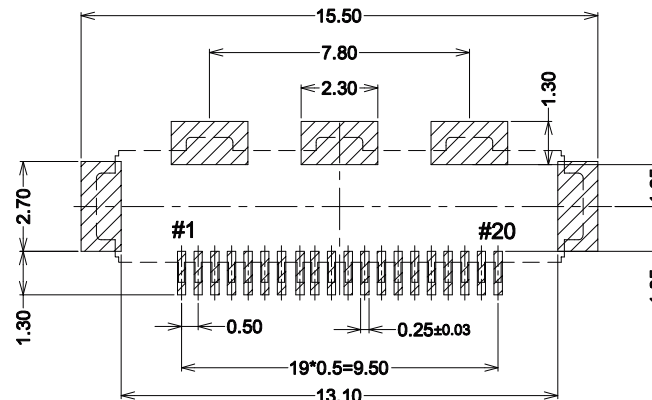


VACUUM CLIP INSTALLATION CONDITION



MATERIAL AND FINISH

NO.	DESCRIPTION	MATERIAL	FINISH
1	HOUSING	LCP	COLOR : BLACK
2	CONTACT	COPPER ALLOY	CONTACT AREA : Au : 10u" Ni : 50u"
3	SHELL	COPPER ALLOY	PLAT AREA : Sn : 40u" Au : gold flash



RECOMMENDED PCB PATTERN LAY
GENERAL TOLERANCE : ±0.05

Notes :

1. Coplanarity of contacts and plate are 0.1MAX.
2. There is no problem in the quality to remain some lubricant on the surface of products.
3. There is a possibility of change about detailed shape and materials.
4. Electrical characteristics:
 - 4-1. Contact current rating: 0.5A Max. Per signal contact.
 - 4-2. Insulation resistance: 100MΩ Min. At 250V DC.
 - 4-3. Dielectric withstanding voltage: 250V rms at 60Hz for 1 minute.
 - 4-4. Contact resistance: 70MΩ Max. Initial. 90MΩ Max. after.
5. Mechanical characteristics:
 - 5-1. Durability: 30 mating cycles.
 - 5-2. Mating force: 30N Max.
 - 5-3. Withdrawal force: 3N Min.
6. The cable can not be hold when unmating the connector.



煜倫股份有限公司

www.morethanall.com

RoHS Compliant

DRAWING BY CY

CHECKED BY GENIUS

UNIT/ mm SCALE 1:1


DATE

SIZE A4

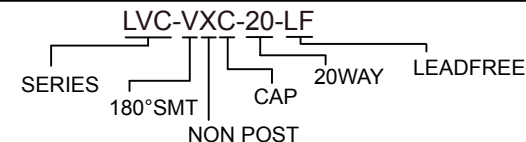
TOLERANCES ARE

X, ±
.X ±
.XX ±
.XXX ±
ANG ±

P PROJECTION



ORDER INFORMATION



DESCRIPTION: CTB 0.5mm PITCH 20POS BOARD SIDE CONNECTOR