

PCB Layout

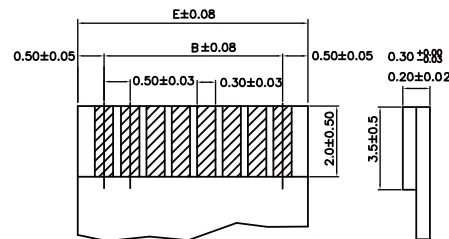
NOTE

1. MATERIALS: ① HOUSING: LCP NATURAL
 ② COVER: PPS BLACK
 ③ CONTACT: PHOSPHOR BRONZE C5191-H
 ④ LATCH: PHOSPHOR BRONZE C5191-H

PIN	A	B	C	D	E
★ 04	4.00	1.50	2.5	3.35	2.5
★ 05	4.50	2.00	3.0	3.85	3.0
★ 06	5.00	2.50	3.5	4.35	3.5
★ 07	5.50	3.00	4.0	4.85	4.0
★ 08	6.00	3.50	4.5	5.35	4.5
★ 09	6.50	4.00	5.0	5.85	5.0
★ 10	7.00	4.50	5.5	6.35	5.5
★ 11	7.50	5.00	6.0	6.85	6.0
★ 12	8.00	5.50	6.5	7.35	6.5
★ 13	8.50	6.00	7.0	7.85	7.0
★ 14	9.00	6.50	7.5	8.35	7.5
★ 15	9.50	7.00	8.0	8.85	8.0
★ 16	10.00	7.50	8.5	9.35	8.5
★ 17	10.50	8.00	9.0	9.85	9.0
★ 18	11.00	8.50	9.5	10.35	9.5
★ 19	11.50	9.00	10.0	10.85	10.0
★ 20	12.00	9.50	10.5	11.35	10.5
★ 21	12.50	10.00	11.0	11.85	11.0
★ 22	13.00	10.50	11.5	12.35	11.5
★ 23	13.50	11.00	12.0	12.85	12.0
★ 24	14.00	11.50	12.5	13.35	12.5
★ 25	14.50	12.00	13.0	13.85	13.0
★ 26	15.00	12.50	13.5	14.35	13.5
★ 27	15.50	13.00	14.0	14.85	14.0
★ 28	16.00	13.50	14.5	15.35	14.5
★ 29	16.50	14.00	15.0	15.85	15.0
★ 30	17.00	14.50	15.5	16.35	15.5
★ 31	17.50	15.00	16.0	16.85	16.0
★ 32	18.00	15.50	16.5	17.35	16.5

PIN	A	B	C	D	E
★ 33	18.50	16.00	17.0	17.85	17.0
★ 34	19.00	16.50	17.5	18.35	17.5
★ 35	19.50	17.00	18.0	18.85	18.0
★ 36	20.00	17.50	18.5	19.35	18.5
★ 37	20.50	18.00	19.0	19.85	19.0
★ 38	21.00	18.50	19.5	20.35	19.5
★ 39	21.50	19.00	20.0	20.85	20.0
★ 40	22.00	19.50	20.5	21.35	20.5
★ 41	22.50	20.00	21.0	21.85	21.0
★ 42	23.00	20.50	21.5	22.35	21.5
★ 43	23.50	21.00	22.0	22.85	22.0
★ 44	24.00	21.50	22.5	23.35	22.5
★ 45	24.50	22.00	23.0	23.85	23.0
★ 46	25.00	22.50	23.5	24.35	23.5
★ 47	25.50	23.00	24.0	24.85	24.0
★ 48	26.00	23.50	24.5	25.35	24.5
★ 49	26.50	24.00	25.0	25.85	25.0
★ 50	27.00	24.50	25.5	26.35	25.5

★ 已開PIN數



FFC/FPC DIMENSION



煜倫股份有限公司


www.morethanall.com

RoHS Compliant

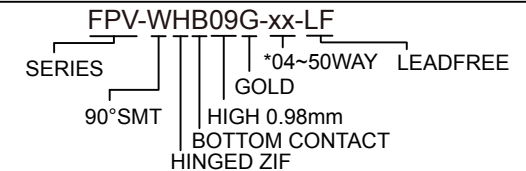
DRAWING BY CY
 CHECKED BY GENIUS
 UNIT/mm SCALE 1:1
 DATE
 SIZE A4 PPROJECTION

TOLERANCES ARE

X. ±
 .X ±
 .XX ±
 .XXX ±
 ANG ±



ORDER INFORMATION



DESCRIPTION: FFC/FPC 0.5 PITCH CONNECTOR, ZIF SMT TYPE , BODY HIGH 0.9mm.