


Detail A
Long Latch

Detail A
Short Latch



Specifications:
 Current rating:3.0 Amps
 Voltage rating:250 AC,DC
 Contact resistance:20mohm max.
 Insulation resistance:1,000Mohm min.
 Dielectric Withstanding:600V AC/Minute
 Operating Temperature:-40°C ~ +105°C
 Materials:

Insulator:High Tempe. Plastic (PBT UL94V-0)
 Standard Color:Black
 Contact:Brass
 Plating:Selective Gold Plated

FL-Dx-xx-LF
 LEADFREE
 BLANK:LONG/LATCH
 S:SHORT/LATCH

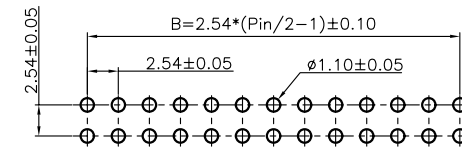
RoHS Compliant

Dimension :

Pos	Dim A	Dim B	Pos	Dim A	Dim B	Pos	Dim A	Dim B
6	15.24	5.08	16	27.94	17.78	34	50.80	40.64
8	17.78	7.62	20	33.02	22.86	40	58.42	48.26
10	20.32	10.16	24	38.10	27.94	50	71.12	60.96
12	22.86	12.70	26	40.64	30.48	60	83.82	73.66
14	25.40	15.24	30	45.72	35.56	64	88.90	78.74

Dimension :

Part No	Dim C
FL-DS-xx	4.4
FL-D-xx	8.3



Recommended PCB Layout



煜倫股份有限公司

PART NO. FL-Dx-xx

DWG NO. FL-Dx-xx

FILE NO.

UNIT / mm

SCALE 1:1

CHECKED BY CY

DRAWING BY

PROJECTION



TOLERANCES ARE

.X±0.2
.XX±0.1
.XXX±
AWG

DESCRIP TION: 2.54mm Box Header Straight Type

AREA

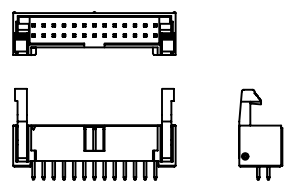
REVISIONS

HK

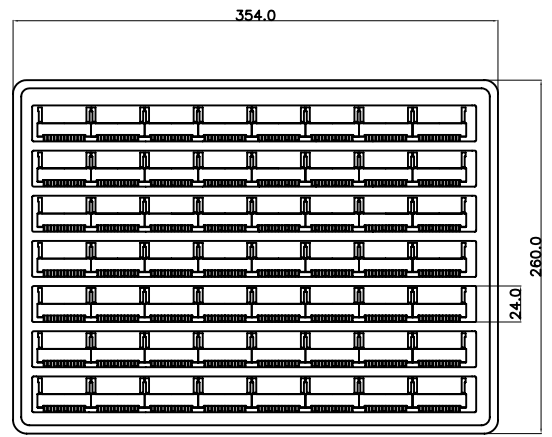
DATE

1 2 3 4 5 6 7 8 9 0

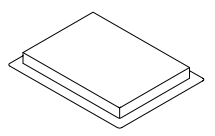
J
I
H
G
F
E
D
C
B
A



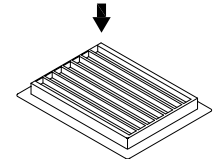
2316S-XXG-01-F1



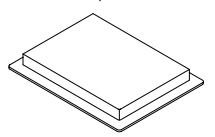
TRAY LAYOUT 902-2316S-01



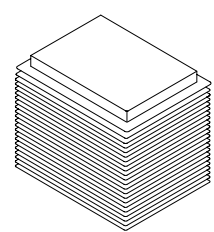
COVER TRAY



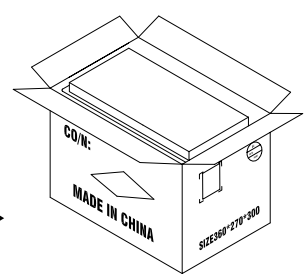
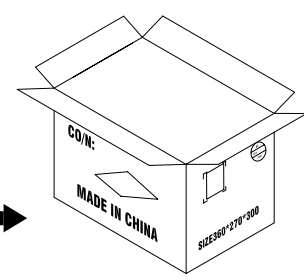
BOTTOM TRAY



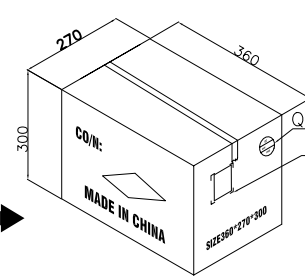
TRAY



23TRAYS



CARTON



NOTE:

1.DIMENSION

TRAY SIZE:354(L)x260(W)x11.8(H) (MM)

CARTON SIZE:360(L)x270(W)x300(H) (MM)

2.QUANTITY

CIRCUITS	PCS/TARY	TARYS/CARTON	Q'TY
06	140	23	3220
08	119	23	2737
10	105	23	2415
12	91	23	2093
14	84	23	1932
16	77	23	1771
20	63	23	1449
24	56	23	1288
26	49	23	1127
30	42	23	966
34	42	23	966
40	35	23	805
50	28	23	644
60	21	23	483
64	21	23	483



PART NO. FL-D-xx

DWG NO. FL-D-xx

CHECKED BY CY

TOLERANCES ARE

FILE NO.

DRAWING BY

.X ± 0.2
.XX ± 0.1

DESCRIPTION:

2.54mm Box Header Straight Type Packing List

煜倫股份有限公司

UNIT / mm

SCALE 1:1

PROJECTION

.XXX ± AWG

AREA

REVISIONS

HK

DATE