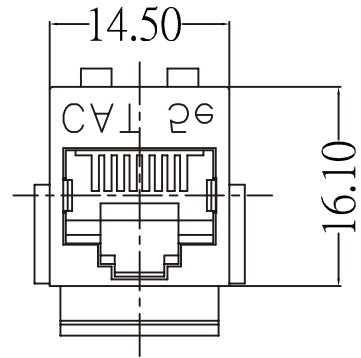
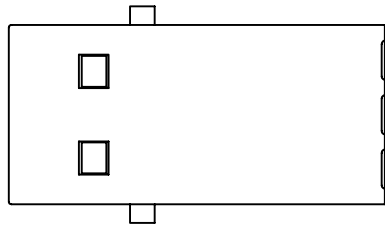
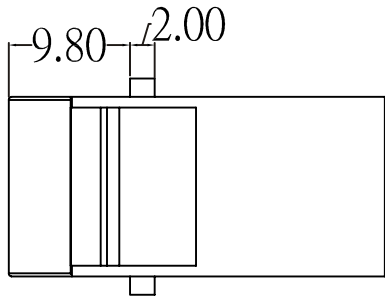
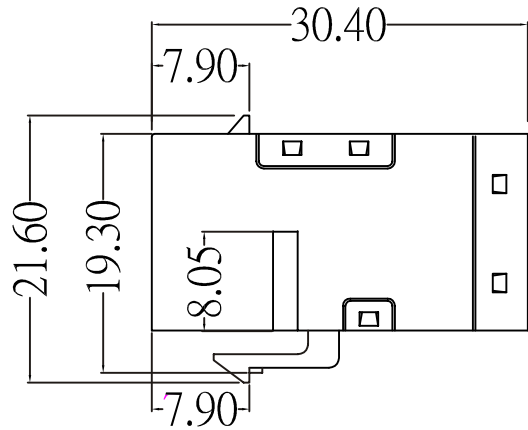
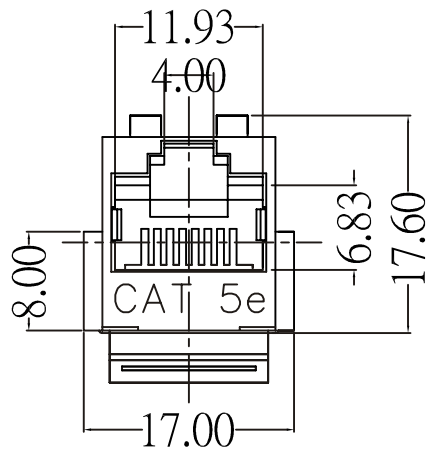


1 2 3 4 5 6 7 8 9 0

J
I
H
G
F
E
D
C
B
A



SPECIFICATION		
1	UL Applications	Max. 250VAC, 2Amp
2	Dielectrical with Standing Voltage	500VAC
3	Insulation Resistance	Min.500 MΩ
4	Terminatiohn Resistance (After Environmental Test)	Max. 35 mΩ
5	Material	PC+ABS UL94V0
6	RJ45 Jack Contact	Phosphor bronze, 50u" Gold Plating
7	Compliance	FCC Part 68

RoHS Compliant

	PART NO. RJX2-FSCEPN30FM-0808		TOLERANCES ARE .X ± 0.2 .XX ± .XXX ± AWG	DESCRIP TION:				
	DWG NO. RJX2-FSCEPN30FM-0808							CHECKED BY CY
焯倫股份有限公司	FILE NO.		DRAWING BY		AREA	REVISIONS	HK	DATE
	UNIT / mm	SCALE 1:1	PROJECTION					