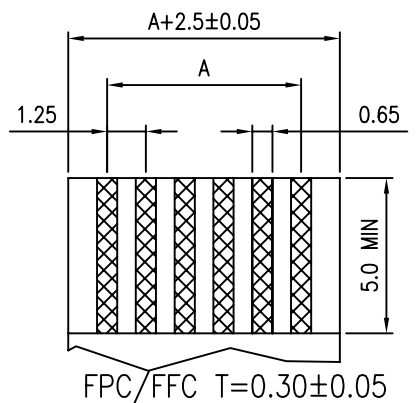
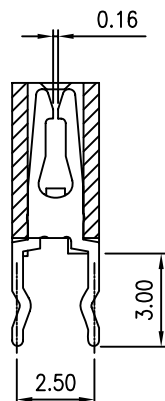


RECOMMENDED PCB LAYOUT

FPB-DL2L-xx-LF  
LEADFREE

RoHS Compliant



FPC/FFC T=0.30±0.05

■ MATERIAL

INSULATOR: GLASS-REINFORCED THERMOPLASTIC.  
CONTACT: COPPER ALLOY.  
PLATING: TIN/LEAD PLATED OVER NICKEL

■ ELECTRICAL

CURRENT RATING: 0.5 AMP.  
DIELECTRIC WITHSTANDING VOLTAGE: 500 VAC MIN.  
INSULATION RESISTANCE: 1000 MEGAOHMS MIN.  
CONTACT RESISTANCE: 30 MILLIOHMS MAX.

■ ENVIRONMENTAL

TEMPERATURE RANGE: -55°C TO +85°C.

■ DIMENSION TABLE

Circuits	Dimension			Circuits	Dimension		
	A	B	C		A	B	C
2	1.25	3.80	5.90	20	23.75	26.30	28.40
3	2.50	5.05	7.15	21	25.00	27.55	29.65
4	3.75	6.30	8.40	22	26.25	28.80	30.90
5	5.00	7.55	9.65	23	27.50	30.05	32.15
6	6.25	8.80	10.90	24	28.75	31.30	33.40
7	7.50	10.05	12.15	25	30.00	32.55	34.65
8	8.75	11.30	13.40	26	31.25	33.80	35.90
9	10.00	12.55	14.65	27	32.50	35.05	37.15
10	11.25	13.80	15.90	28	33.75	36.30	38.40
11	12.50	15.05	17.15	29	35.00	37.55	39.65
12	13.75	16.30	18.40	30	36.25	38.80	40.90
13	15.00	17.55	19.65	31	37.50	40.05	42.15
14	16.25	18.80	20.90	32	38.75	41.30	43.40
15	17.50	20.05	22.15	33	40.00	42.55	44.65
16	18.75	21.30	23.40	34	41.25	43.80	45.90
17	20.00	22.55	24.65	35	42.50	45.05	47.15
18	21.25	23.80	25.90	36	43.75	46.30	48.40
19	22.50	25.05	27.15				

**MORETHANALL**  
CONNECTORS  
ASSEMBLIES

PART NO. FPB-DL2L-xx

DWG NO. FPB-DL2L-xx

FILE NO.

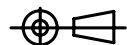
UNIT / mm

SCALE 1:1

APPROVED BY CY

DRAWING BY

PROJECTION



TOLERANCES ARE

.X ± 0.3  
.XX ± 0.2  
.XXX ± 0.1  
AWG

DESCRIPTION:

FPC/FFC 1.25 NON ZIF 180° DIP STANDARD PCB LAYOUT

AREA

REVISIONS

HK

DATE

煜倫股份有限公司