

1 2 3 4 5 6 7 8 9 0

J

I

H

G

F

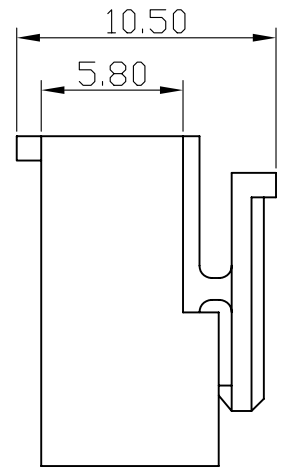
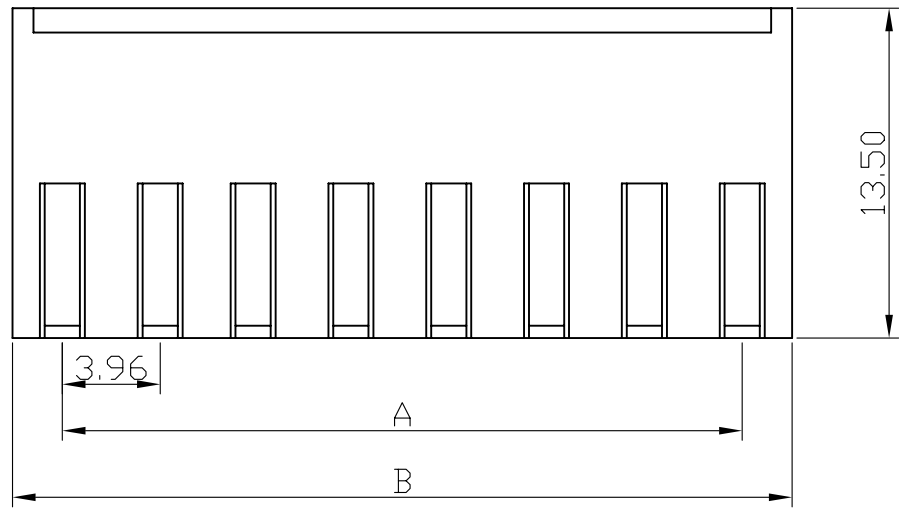
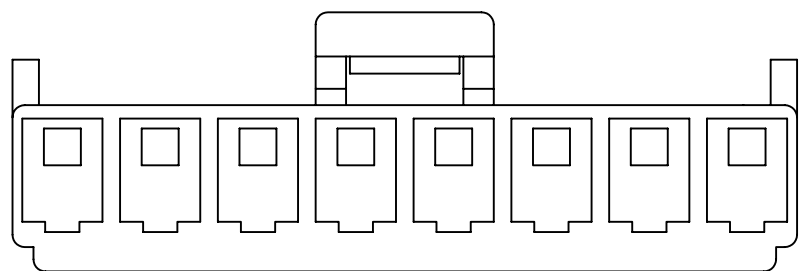
E

D

C

B

A



Specifications

Material: Nylon 66, UL94V-0

Poles	Dimension mm		Part No.
	A	B	
2	3.96	8.04	VH-H-02
3	7.92	12.10	VH-H-03
4	11.88	15.96	VH-H-04
5	15.84	20.00	VH-H-05
6	19.80	23.90	VH-H-06
7	23.76	27.90	VH-H-07
8	27.72	31.92	VH-H-08
9	31.68	35.88	VH-H-09
10	35.64	39.84	VH-H-10
11	39.60	43.74	VH-H-11
12	43.56	47.74	VH-H-12
13	47.52	51.70	VH-H-13
14	51.48	55.66	VH-H-14



PART NO. VH-H-xx

DWG NO. VH-H-xx

CHECKED BY CY

TOLERANCES ARE

DESCRIPTION: 3.96mm Wire-to-Board Housing

FILE NO.

DRAWING BY

X ±0.5
.XX ±0.1
.XXX
AWG

AREA	REVISIONS	HK	DATE
------	-----------	----	------

煜倫股份有限公司

UNIT / mm

SCALE 1:1

PROJECTION