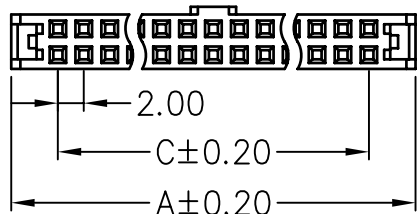
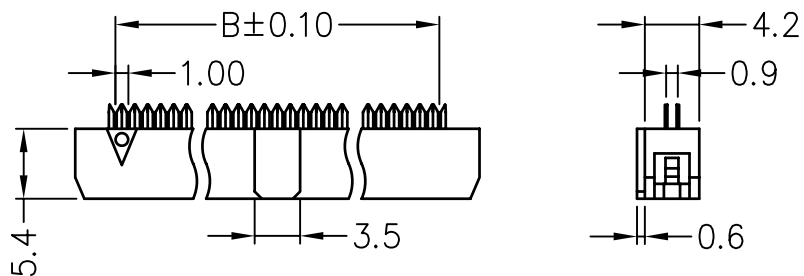
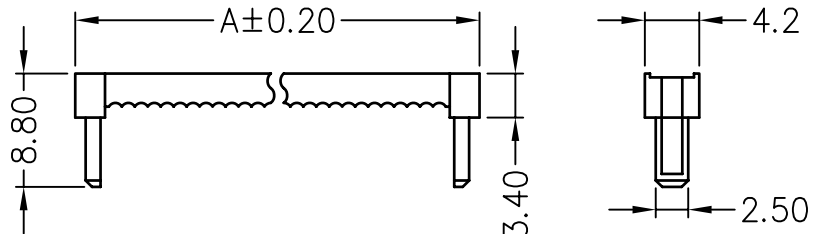


Material:

1. Insulator: PBT+30% Glass Fiber(Meet UL94V-0).
2. Contact: Copper Alloy.
3. Contact Plated: Gold or Tin over Nickel Plated.

Specification:

1. Current Rating: 1 Amp.
2. Withstanding Voltage: AC 500V for 1 Minute.
3. Insulation Resistance: 1000MΩ Min. at DC 500V.
4. Contact Resistance: 15mΩ Max..
5. Operating Temperature: -40°C~+105°C.



MF-C2-xxx-LF
LEADFREE

RoHS Compliant

No. of Contacts	Dim. A	Dim. B	Dim. C
6	11.20	5.00	4.00
8	13.20	7.00	6.00
10	15.20	9.00	8.00
12	17.20	11.00	10.00
14	19.20	13.00	12.00
16	21.20	15.00	14.00
18	23.20	17.00	16.00
20	25.20	19.00	18.00
22	27.20	21.00	20.00
24	29.20	23.00	22.00
26	31.20	25.00	24.00
28	33.20	27.00	26.00
30	35.20	29.00	28.00
32	37.20	31.00	30.00
34	39.20	33.00	32.00

No. of Contacts	Dim. A	Dim. B	Dim. C
36	41.20	35.00	34.00
38	43.20	37.00	36.00
40	45.20	39.00	38.00
44	49.20	43.00	42.00
48	53.20	47.00	46.00
50	55.20	49.00	48.00
54	59.20	53.00	52.00
56	61.20	55.00	54.00
60	65.20	59.00	58.00
62	67.20	61.00	60.00
64	69.20	63.00	62.00
68	73.20	67.00	66.00
80	85.20	79.00	78.00
100	105.20	99.00	98.00



PART NO. MF-C2-xxx

DWG NO. MF-C2-xxx

FILE NO.

UNIT / mm

SCALE 1:1

APPROVED BY CY

DRAWING BY

PROJECTION

TOLERANCES ARE
.X ± 0.2
.XX ± 0.1
XXX
AWG

DESCRIPTION:
AREA

2.00mm IDC Connector
REVISIONS
HK
DATE

煜倫股份有限公司