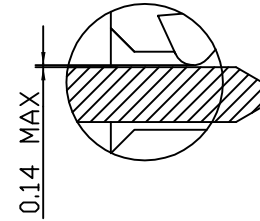
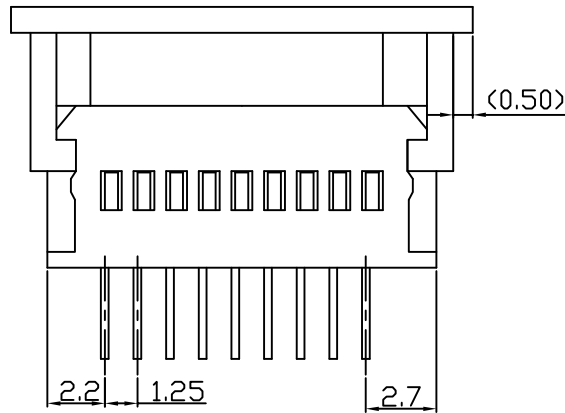


OPEN TYPE

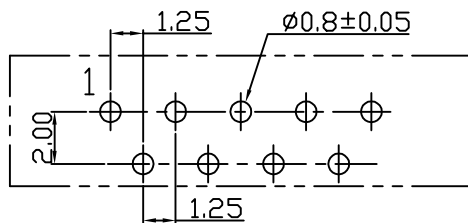


DETAIL A
CLOSE TYPE

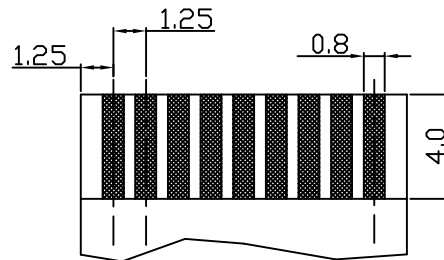


NOTES

1. MATERIALS:
HOUSING—PBT UL 94V-0
TERMINAL—COPPER ALLOY



RECOMMEND PCB LAYOUT
COMPONENT SIDE



FFC/FPC DIMENSION
THICKNESS 0.3±0.05mm

CKT	A	B
3	9.55	5.20
4	10.80	6.45
5	12.05	7.70
6	13.30	8.95
7	14.55	10.20
8	15.80	11.45
9	17.05	12.70
10	18.30	13.95
11	19.55	15.20
12	20.80	16.45
13	22.05	17.70
14	23.30	18.95
15	24.55	20.20
16	25.80	21.45
17	27.05	22.70
18	28.30	23.95
19	29.55	25.20
20	30.80	26.45
21	32.05	27.70
22	33.30	28.95
23	34.55	30.20
24	35.80	31.45
25	37.05	32.70
26	38.30	33.95
27	39.55	35.20
28	40.80	36.45
29	42.05	37.70
30	43.30	38.95
31	44.55	40.20
32	45.80	41.45

FPB-DZAR-xx-LF
LEADFREE

RoHS Compliant

MORETHANALL
CONNECTORS
ASSEMBLIES

煜倫股份有限公司

PART NO. FPB-DZAR-xx		CHECKED BY CY		TOLERANCES ARE .X±0.2 .XX± .XXX± AWG	DESCRIPTION: ZIF FOR FFC/F ASSY		
DWG NO. FPB-DZAR-xx		DRAWING BY					
FILE NO.		PROJECTION		AREA	REVISIONS	HK	DATE
UNIT / mm	SCALE 1:1						