

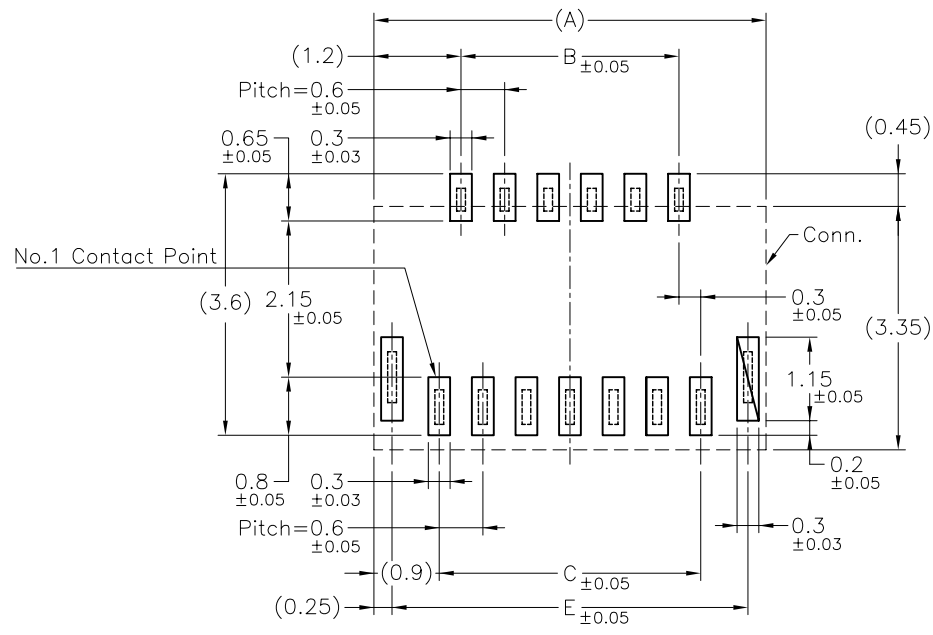
NOTE:
 1.MATERIAL:
 HOUSING:LCP(UL 94V-0)
 ACTUATOR:LCP(UL 94V-0)
 TERMINAL:PHOSPHOR BRONZE
 STOPPER:PHOSPHOR BRONZE
 2.PLATING:
 TERMINAL:SEE ORDERING INFORMATION
 STOPPER:TIN OVER NICKEL(LEAD FREE)

FPT-WHB10R-xx-LF
 LEADFREE
 RoHS Compliant

No. of Contacts	DIM. A	DIM. B	DIM. C	DIM. D	DIM. E
09	4.2	1.8	2.4	3.03	3.7
11	4.8	2.4	3.0	3.63	4.3
13	5.4	3.0	3.6	4.23	4.9
15	6.0	3.6	4.2	4.83	5.5
17	6.6	4.2	4.8	5.43	6.1
19	7.2	4.8	5.4	6.03	6.7
21	7.8	5.4	6.0	6.63	7.3
23	8.4	6.0	6.6	7.23	7.9
25	9.0	6.6	7.2	7.83	8.5
27	9.6	7.2	7.8	8.43	9.1
29	10.2	7.8	8.4	9.03	9.7
31	10.8	8.4	9.0	9.63	10.3
33	11.4	9.0	9.6	10.23	10.9
35	12.0	9.6	10.2	10.83	11.5
37	12.6	10.2	10.8	11.43	12.1
39	13.2	10.8	11.4	12.03	12.7
41	13.8	11.4	12.0	12.63	13.3
45	15.0	12.6	13.2	13.83	14.5
49	16.2	13.8	14.4	15.03	15.7
51	16.8	14.4	15.0	15.63	16.3
57	18.6	16.2	16.8	17.43	18.1
61	19.8	17.4	18.0	18.63	19.3
67	21.6	19.2	19.8	20.43	21.1
71	22.8	20.4	21.0	21.63	22.3

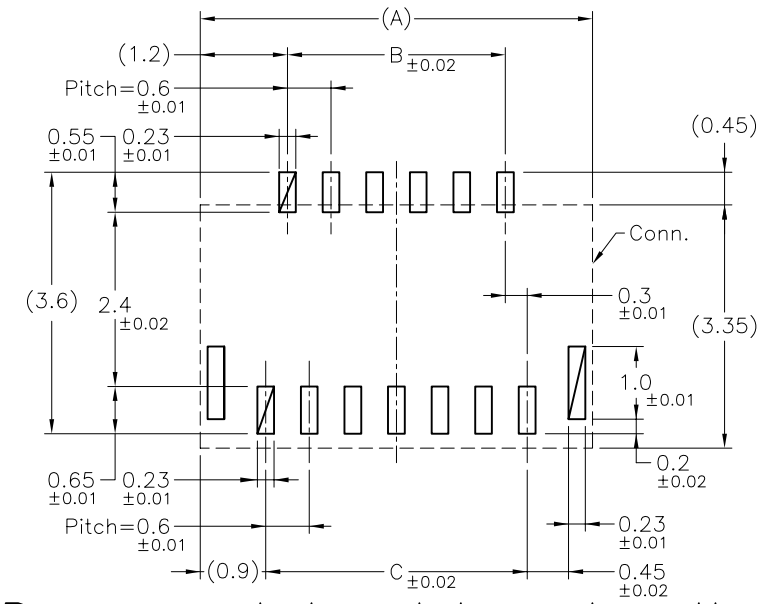
MORETHANALL
 CONNECTORS
 ASSEMBLIES
 焜倫股份有限公司

PART NO. FPT-WHB10R-xx		CHECKED BY CY		TOLERANCES ARE .X ±0.2 .XX ±0.1 .XXX ± AWG	DESCRIP TION: 0.3mm Pitch FPC Conn. E/O (H=1.0)
DWG NO. FPT-WHB10R-xx		DRAWING BY			
FILE NO.	UNIT / mm	SCALE 1:1	PROJECTION	AREA	REVISIONS
				HK	DATE



FPC/FFC INSERT DIRECTION

PCB Layout



Recommended metal mask pattern

No. of Contacts	DIM. A	DIM. B	DIM. C	DIM. D	DIM. E
09	4.2	1.8	2.4	3.03	3.7
11	4.8	2.4	3.0	3.63	4.3
13	5.4	3.0	3.6	4.23	4.9
15	6.0	3.6	4.2	4.83	5.5
17	6.6	4.2	4.8	5.43	6.1
19	7.2	4.8	5.4	6.03	6.7
21	7.8	5.4	6.0	6.63	7.3
23	8.4	6.0	6.6	7.23	7.9
25	9.0	6.6	7.2	7.83	8.5
27	9.6	7.2	7.8	8.43	9.1
29	10.2	7.8	8.4	9.03	9.7
31	10.8	8.4	9.0	9.63	10.3
33	11.4	9.0	9.6	10.23	10.9
35	12.0	9.6	10.2	10.83	11.5
37	12.6	10.2	10.8	11.43	12.1
39	13.2	10.8	11.4	12.03	12.7
41	13.8	11.4	12.0	12.63	13.3
45	15.0	12.6	13.2	13.83	14.5
49	16.2	13.8	14.4	15.03	15.7
51	16.8	14.4	15.0	15.63	16.3
57	18.6	16.2	16.8	17.43	18.1
61	19.8	17.4	18.0	18.63	19.3
67	21.6	19.2	19.8	20.43	21.1
71	22.8	20.4	21.0	21.63	22.3



PART NO. FPT-WHB10R-xx

DWG NO. FPT-WHB10R-xx

FILE NO.

UNIT / mm

SCALE 1:1

CHECKED BY CY

DRAWING BY

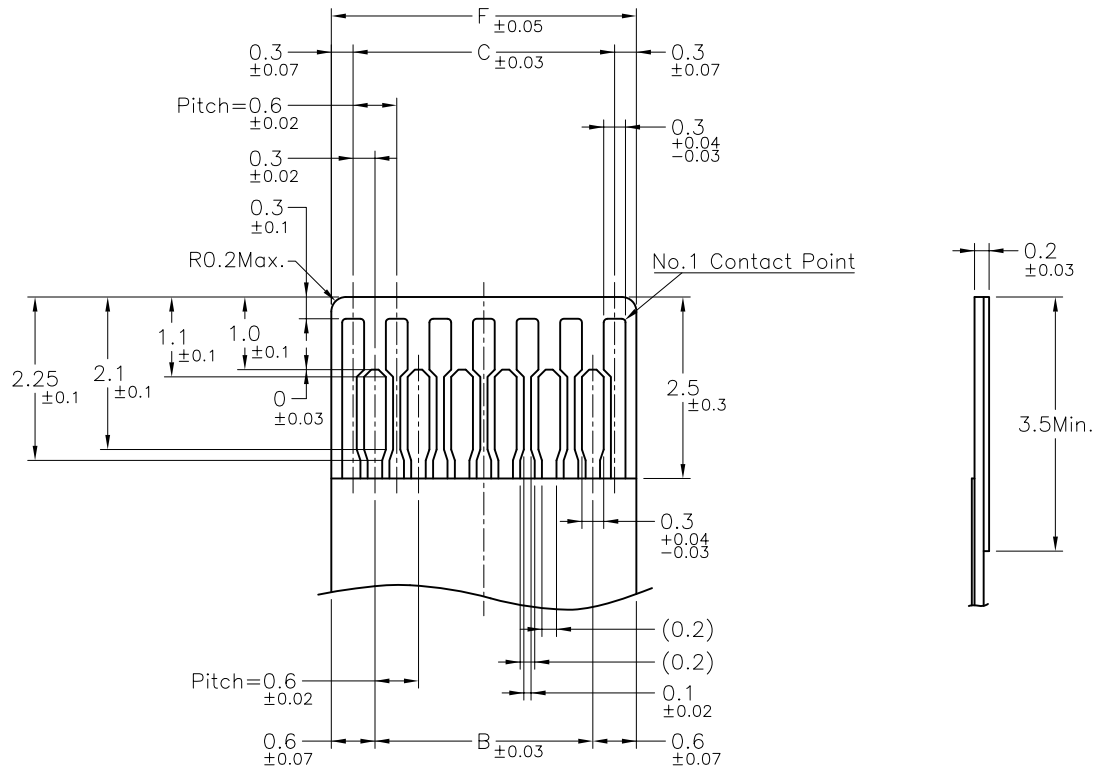
PROJECTION

TOLERANCES ARE

.X ± 0.2
.XX ± 0.1
.XXX ±
AWG

DESCRIP TION:				
	AREA	REVISIONS	HK	DATE

煜倫股份有限公司



Applicable FPC

No. of Contacts	DIM. A	DIM. B	DIM. C	DIM. D	DIM. E
09	4.2	1.8	2.4	3.03	3.7
11	4.8	2.4	3.0	3.63	4.3
13	5.4	3.0	3.6	4.23	4.9
15	6.0	3.6	4.2	4.83	5.5
17	6.6	4.2	4.8	5.43	6.1
19	7.2	4.8	5.4	6.03	6.7
21	7.8	5.4	6.0	6.63	7.3
23	8.4	6.0	6.6	7.23	7.9
25	9.0	6.6	7.2	7.83	8.5
27	9.6	7.2	7.8	8.43	9.1
29	10.2	7.8	8.4	9.03	9.7
31	10.8	8.4	9.0	9.63	10.3
33	11.4	9.0	9.6	10.23	10.9
35	12.0	9.6	10.2	10.83	11.5
37	12.6	10.2	10.8	11.43	12.1
39	13.2	10.8	11.4	12.03	12.7
41	13.8	11.4	12.0	12.63	13.3
45	15.0	12.6	13.2	13.83	14.5
49	16.2	13.8	14.4	15.03	15.7
51	16.8	14.4	15.0	15.63	16.3
57	18.6	16.2	16.8	17.43	18.1
61	19.8	17.4	18.0	18.63	19.3
67	21.6	19.2	19.8	20.43	21.1
71	22.8	20.4	21.0	21.63	22.3

MORETHANALL
CONNECTORS
ASSEMBLIES

PART NO. FPT-WHB10R-xx

DWG NO. FPT-WHB10R-xx

CHECKED BY CY

TOLERANCES ARE

DESCRIPTION:

FILE NO.

DRAWING BY

.X ± 0.2

.XX ± 0.1

.XXX ±
AWG

AREA

REVISIONS

HK

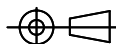
DATE

煜倫股份有限公司

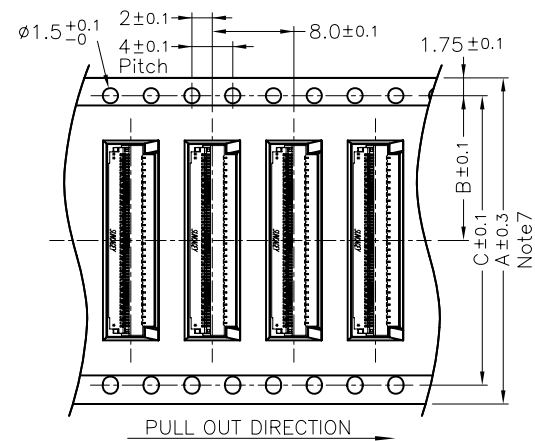
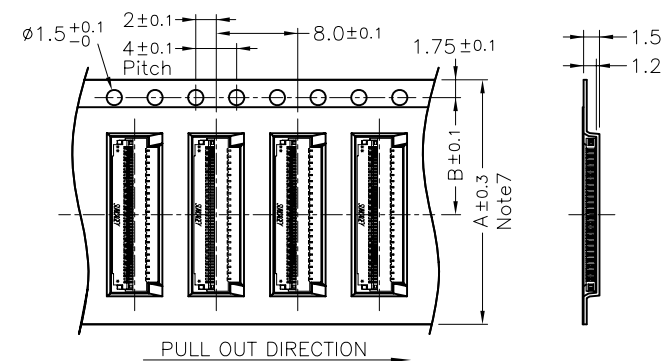
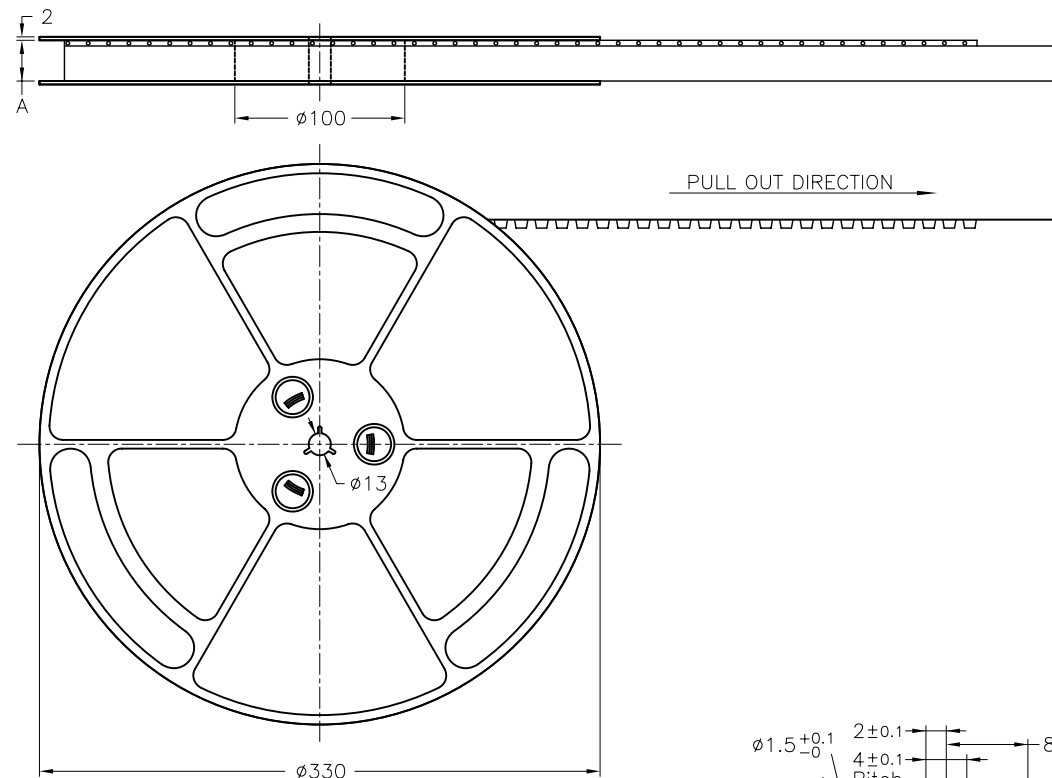
UNIT / mm

SCALE 1:1

PROJECTION



EMBOSSED TAPE PACKING RIGHT ANGLE TYPE



Note:

1. 10 sprocket hole pitch cumulative tolerance ± 0.2 .
2. Carrier camber is within 1 mm in 250mm.
3. Material : Black Conductive Polystyrene Alloy.
4. All dimensions meet EIA-481-C requirements.
5. Thickness : 0.3 ± 0.05 mm.
6. Component load per 13" reel : 5000pcs.
7. For tape width (dimension A) 16 and 24mm a pilot hole is provided on one side.
For tape width (dimension A) 32mm pilot holes are provided on both sides.

Note7

No. of Contacts	Part Number	DIM. A	DIM. B	DIM. C
09 ↓ 25		16	7.5	—
27 ↓ 51		24	11.5	—
57 ↓ △69		32	14.2	28.4
71		44	20.2	40.4

MORETHANALL
CONNECTORS
ASSEMBLIES

PART NO. FPT-WHB10R-xx

DWG NO. FPT-WHB10R-xx

CHECKED BY CY

TOLERANCES ARE

FILE NO.

DRAWING BY

.X ± 0.2

.XX ± 0.1

.XXX \pm

AWG

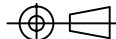
DESCRIPTION: 0.3mm Pitch FPC Conn. E/O (H=1.0)

煜倫股份有限公司

UNIT / mm

SCALE 1:1

PROJECTION



AREA

REVISIONS

HK

DATE