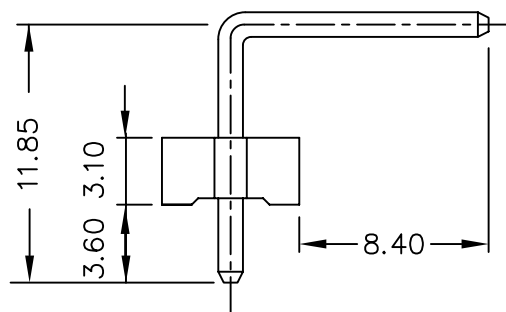
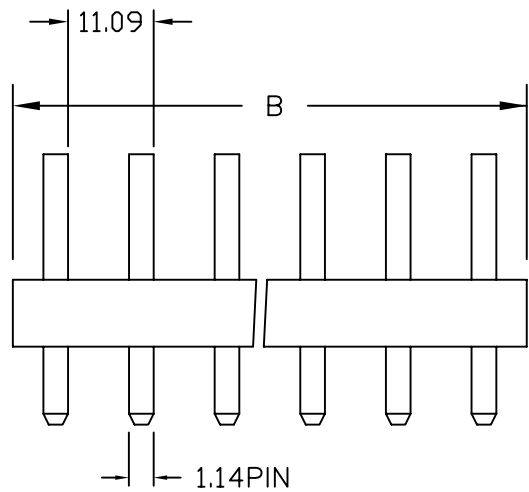
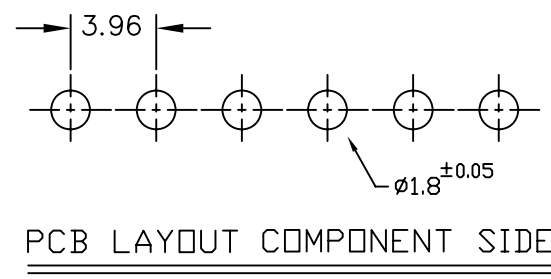
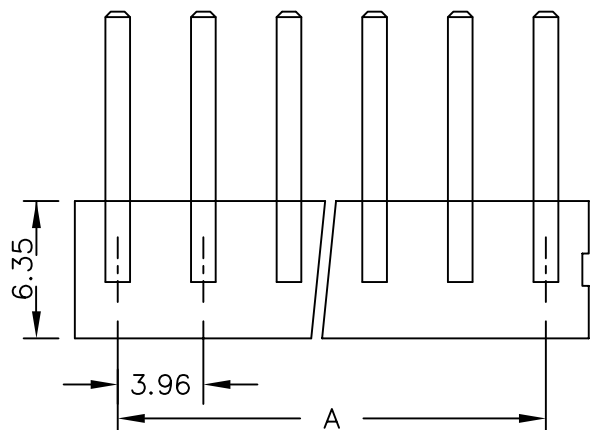


1 2 3 4 5 6 7 8 9 0

J
I
H
G
F
E
D
C
B
A



SPECIFICATIONS

Electrical

Current Rating: 5A AC, DC
 Voltage Rating: 250V AC, DC
 Operating Temp.: -25°C ~ +85°C
 Insulation Resistance: 1000MΩ/ min.
 Dielectric Withstanding Voltage: 1500V AC/ min.
 Contact Resistance: 10mΩ/ max.

Material

Material: Nylon66, UL94V-2

KX-R-xx-LF
LEADFREE

RoHS Compliant

Poles	Dimension mm (in.)		Part No.
	A	B	
2	3.96	8.00	KX-R-02
3	7.92	12.00	KX-R-03
4	11.88	15.90	KX-R-04
5	15.84	20.00	KX-R-05
6	19.80	24.00	KX-R-06
7	23.76	27.90	KX-R-07
8	27.72	31.90	KX-R-08
9	31.86	35.80	KX-R-09
10	35.64	39.90	KX-R-10
11	39.60	43.90	KX-R-11
12	43.56	47.80	KX-R-12
13	47.52	51.80	KX-R-13
14	51.48	55.70	KX-R-14
15	55.44	59.80	KX-R-15
16	59.40	63.80	KX-R-16
17	63.36	67.70	KX-R-17
18	67.32	71.70	KX-R-18
19	71.28	75.60	KX-R-19
20	75.24	79.80	KX-R-20



PART NO. KX-R-xx

DWG NO. KX-R-xx

FILE NO.

CHECKED BY CY

DRAWING BY

TOLERANCES ARE
 X ±0.5
 .XX ±0.1
 .XXX
 AWG

DESCRIPTION: 3.96mm Wire-to-Board Header
Dip 90° Type

煜倫股份有限公司

UNIT / mm

SCALE 1:1

PROJECTION

AREA

REVISIONS

HK

DATE