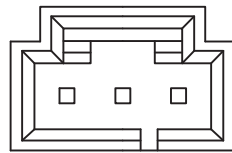
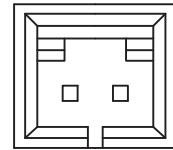


(4~18P)



(3P)

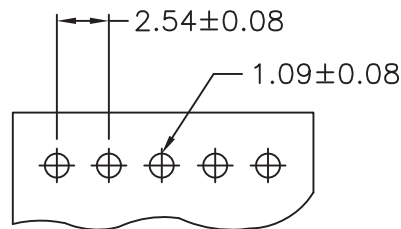
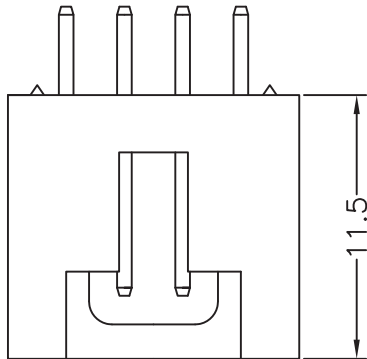
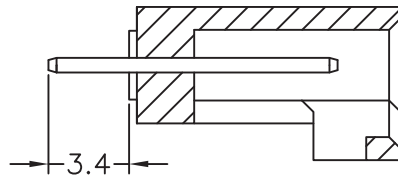
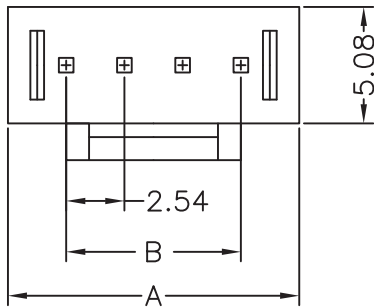


(2P)


FEATURES

MAT'L:BODY: NORYL 94V-1  
 CONTACT: BRASS TIN PLATED  
 CURRENT RATING: 3A AC,DC  
 VOLTAGE RATING: 250V AC,DC  
 TEMPERATURE RANGE:-30°C TO +85°C

Contact resistance: Initial value / 10m ohm Max.  
 After environmental testing / 30mohm Max.  
 Insulation resistance: 500M OHM MIN.  
 Withstanding voltage: 1000V AC / minute



P.C.Board Layout



CIRCUITS	PART NO.	DIMENTION	
		A	B
2	MCG-D-1X02	7.62	2.54
3	MCG-D-1X03	10.16	5.08
4	MCG-D-1X04	12.70	7.62
5	MCG-D-1X05	15.24	10.16
6	MCG-D-1X06	17.78	12.70
7	MCG-D-1X07	20.32	15.24
8	MCG-D-1X08	22.86	17.78
9	MCG-D-1X09	25.40	20.32
10	MCG-D-1X10	27.94	22.86
11	MCG-D-1X11	30.48	25.40
12	MCG-D-1X12	33.02	27.94
13	MCG-D-1X13	35.56	30.48
14	MCG-D-1X14	38.10	33.02
15	MCG-D-1X15	40.64	35.56
16	MCG-D-1X16	43.18	38.10
17	MCG-D-1X17	45.72	40.64
18	MCG-D-1X18	48.26	43.18

RoHS Compliant

TOLERANCES ARE

**MORETHANALL**  
 PCB CONNECTORS  
 Cable ASSEMBLIES

煜倫股份有限公司

www.morethanall.com

DRAWING BY CY

CHECKED BY GENIUS


UNIT/mm SCALE 1:1

DATE

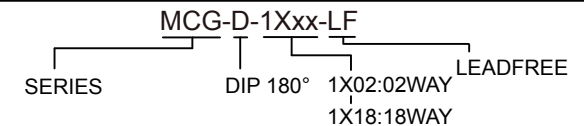
SIZE A4

PPOJECTION

X.±  
 .X±  
 .XX±  
 .XXX±  
 ANG±



ORDER INFORMATION



DESCRIPTION: 2.54mm MCG DIP 180°