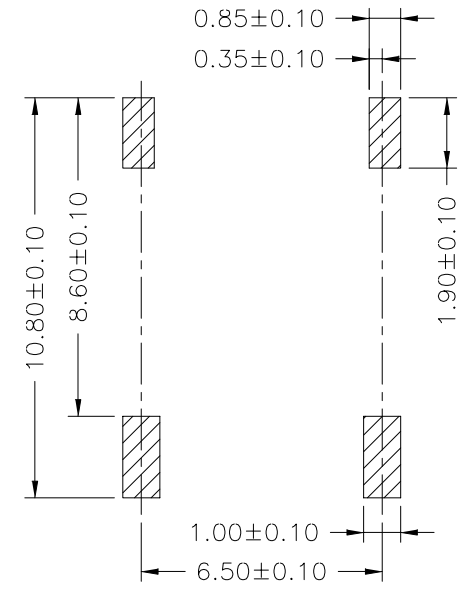
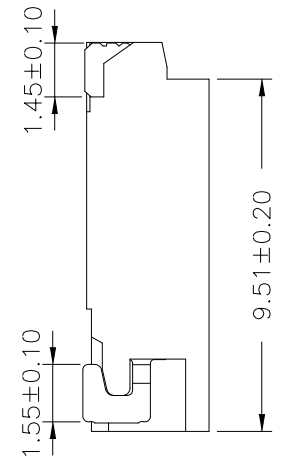
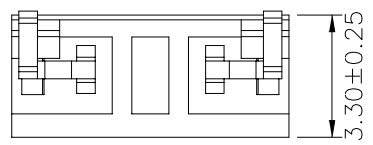
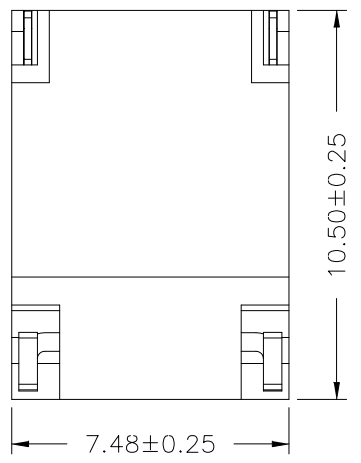
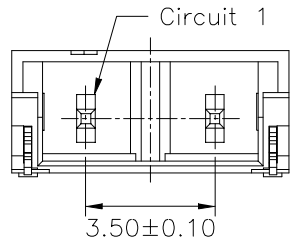
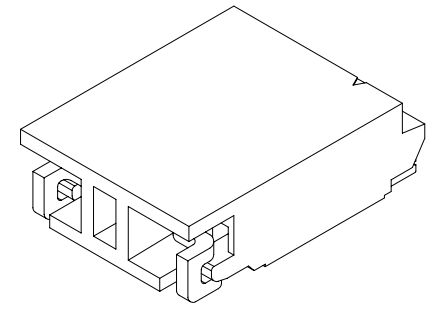


1 2 3 4 5 6 7 8 9 0

J
I
H
G
F
E
D
C
B
A



P.C.B LAYOUT



SPECIFICATIONS
 Current Rating: 1A AC,DC
 Voltage Rating: 1400V AC,DC
 Temperature Range: -25°C ~ +85°C
 Contact Resistance: 20mΩ Max
 Insulation Resistance: 1000MΩ Min
 Withstanding Voltage: 3800V AC/minute
 Pin Material: Brass/Tin-plated
 Solder Tabs: Brass/Tin-plated
 Material: Nylon 6T,UL94V-0

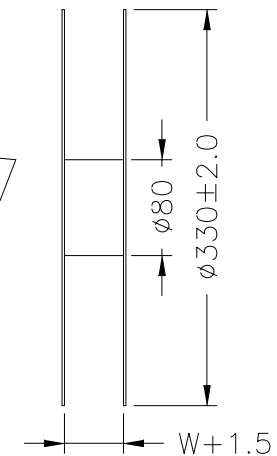
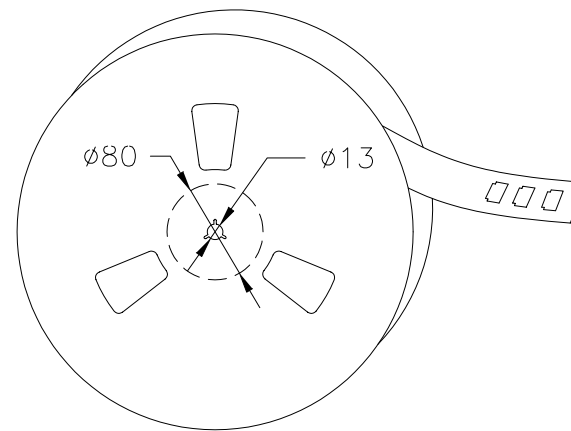
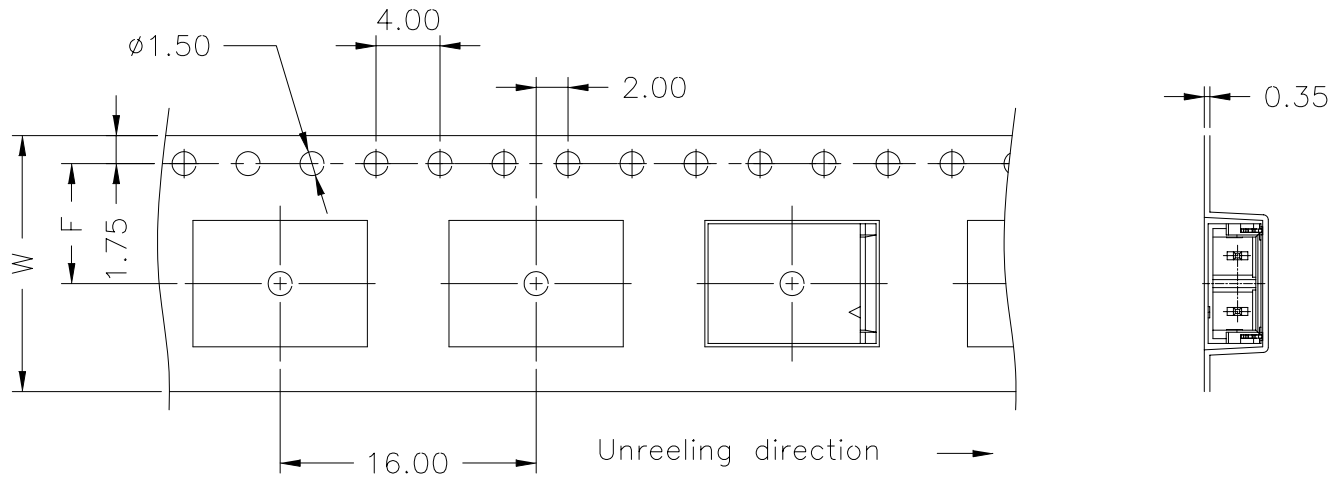
BHS-W-02-LF
 LEADFREE

RoHS Compliant



PART NO. BHS-W-02		CHECKED BY CY		TOLERANCES ARE .X ± 0.2 .XX ± .XXX ± AWG	DESCRIP TION: 3.50mm PITCH 90° WAFER-SMT TYPE ULTRA LOW PROFILE
DWG NO. BHS-W-02		DRAWING BY			
FILE NO.		PROJECTION		AREA	REVISIONS
UNIT / mm	SCALE 1:1			HK	DATE

煜倫股份有限公司



Number of Contacts	$W \pm 0.3$	$F \pm 0.1$	Q'ty/Reel
2P	16	7.50	1,000

MORETHANALL
CONNECTORS
ASSEMBLIES

PART NO. BHS-W-02

DWG NO. BHS-W-02

CHECKED BY CY

TOLERANCES ARE

DESCRIPTION:

**3.50mm PITCH
90° WAFER-SMT TYPE
TAPING SPEC.**

FILE NO.

DRAWING BY

.X ±
.XX ±
.XXX ±
AWG

AREA

REVISIONS

HK

DATE

煜倫有限公司

UNIT / mm

SCALE 1:1

PROJECTION

