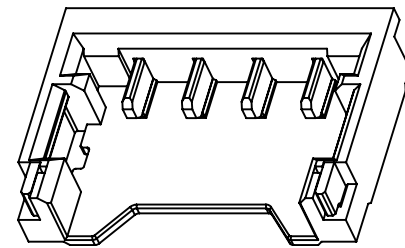
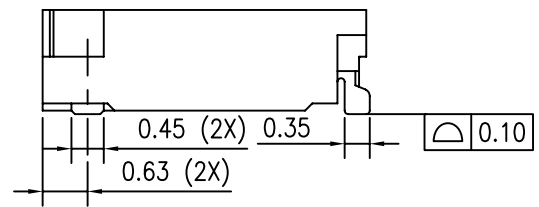
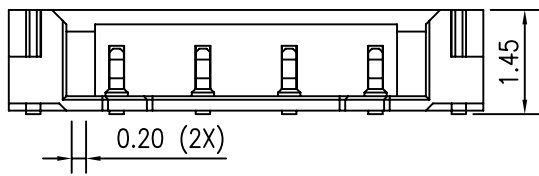


RECOMMENDED PCB LAYOUT  
(GENERAL TOLERANCE ±0.05)

- NOTES:
- MATERIAL:
    - HOUSING: THERMOPLASTIC, HIGH TEMP; UL94V-0; COLOR: BLACK.
    - CONTACT: COPPER ALLOY.
    - FITTING NAIL: COPPER ALLOY
  - FINISH:
    - TERMINAL:
      - 50u" MIN. NICKEL UNDERPLATING OVERALL. GOLD FLASH (1~3u" PLATING) ON CONTACT AREA.
    - FITTING NAIL:
      - 50u" MIN. NICKEL UNDERPLATING OVERALL. 100u" MIN. MATT TIN PLATING OVERALL.



CKT	Dim A	Dim B	Dim C
2	1.2	2.6	4.2
3	2.4	3.8	5.4
4	3.6	5.0	6.6
5	4.8	6.2	7.8
6	6.0	7.4	9.0
7	7.2	8.6	10.2
8	8.4	9.8	11.4
9	9.6	11.0	12.6
10	10.8	12.2	13.8
11	12.0	13.4	15.0
12	13.2	14.6	16.2
13	14.4	15.8	17.4
14	15.6	17.0	18.6
15	16.8	18.2	19.8




RoHS Compliant

TOLERANCES ARE



DRAWING BY CY  
CHECKED BY GENIUS  
UNIT / mm SCALE 1 : 1  
DATE

X, ±  
.X ±  
.XX ±  
.XXX ±  
ANG ±



ORDER INFORMATION

ACH-V-xx-LF  
SERIES | T LEADFREE  
02~15 WAY  
180°SMT

煜倫股份有限公司

www.morethanall.com

SIZE A4 PPROJECTION

DESCRIPTION: 1.2mm PITCH WT B WAFER CONNECTOR